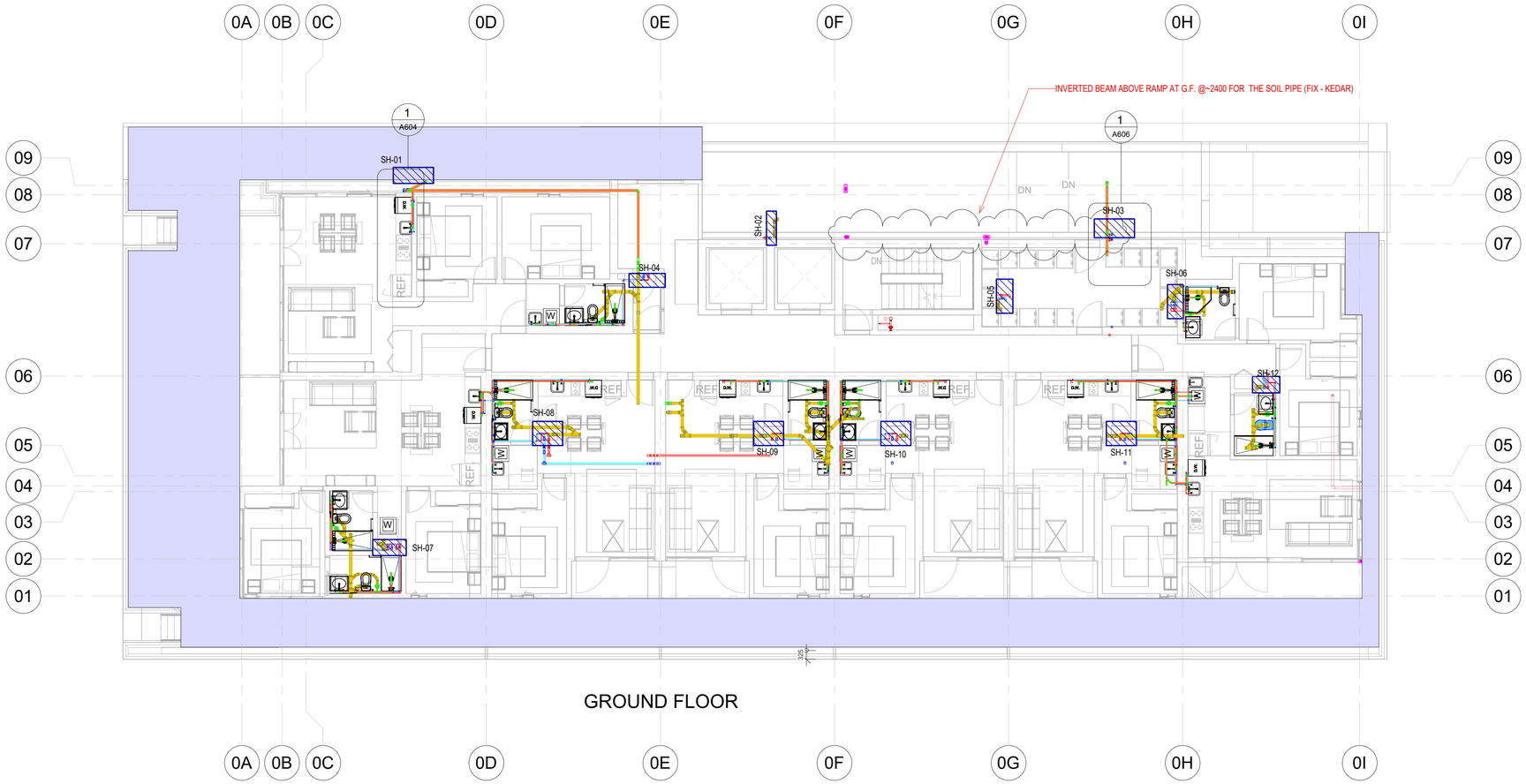

GROUND FLOOR

1 03-EPB-Ground Floor

1 : 100

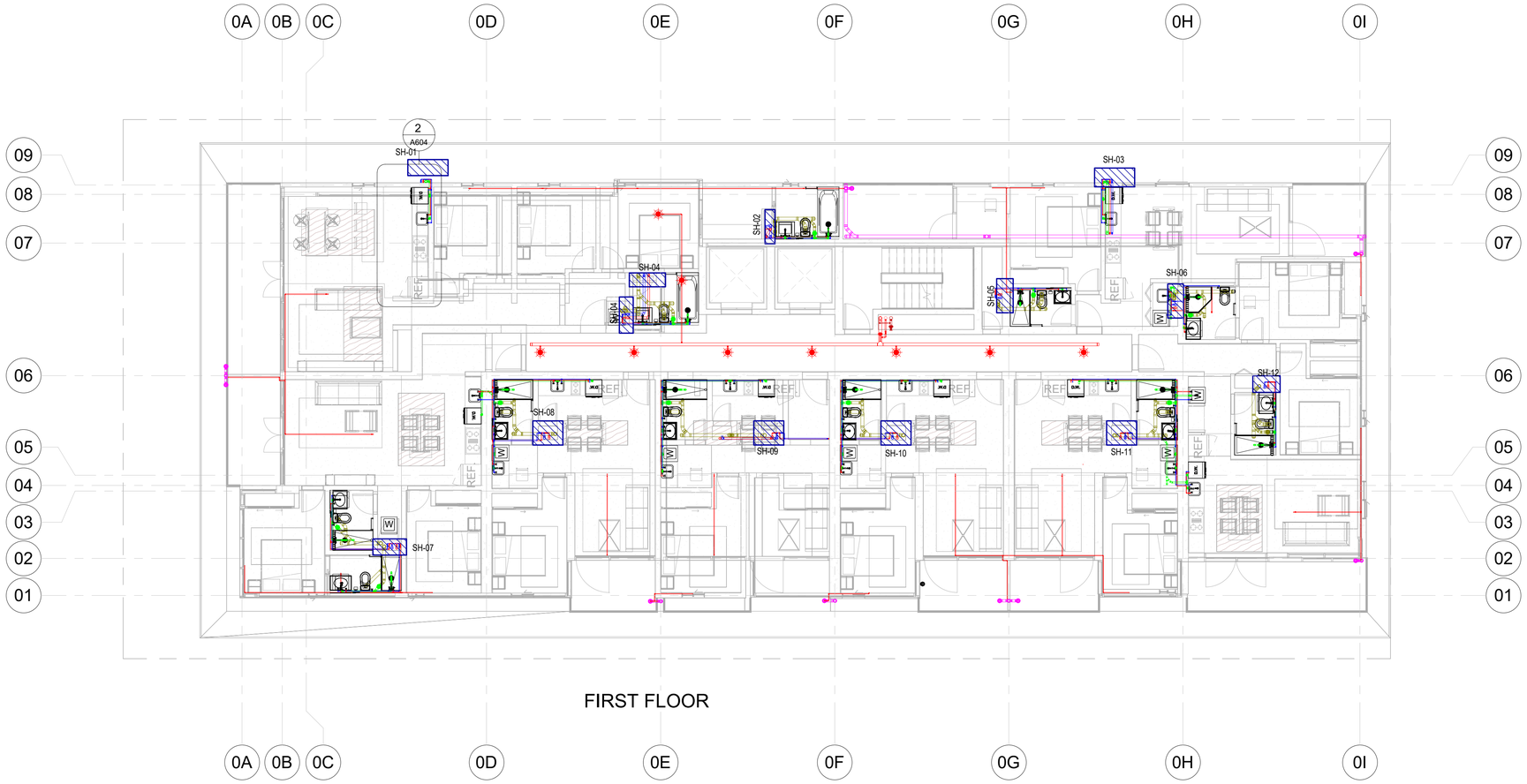

1 04-EPB-First Floor

1 : 100

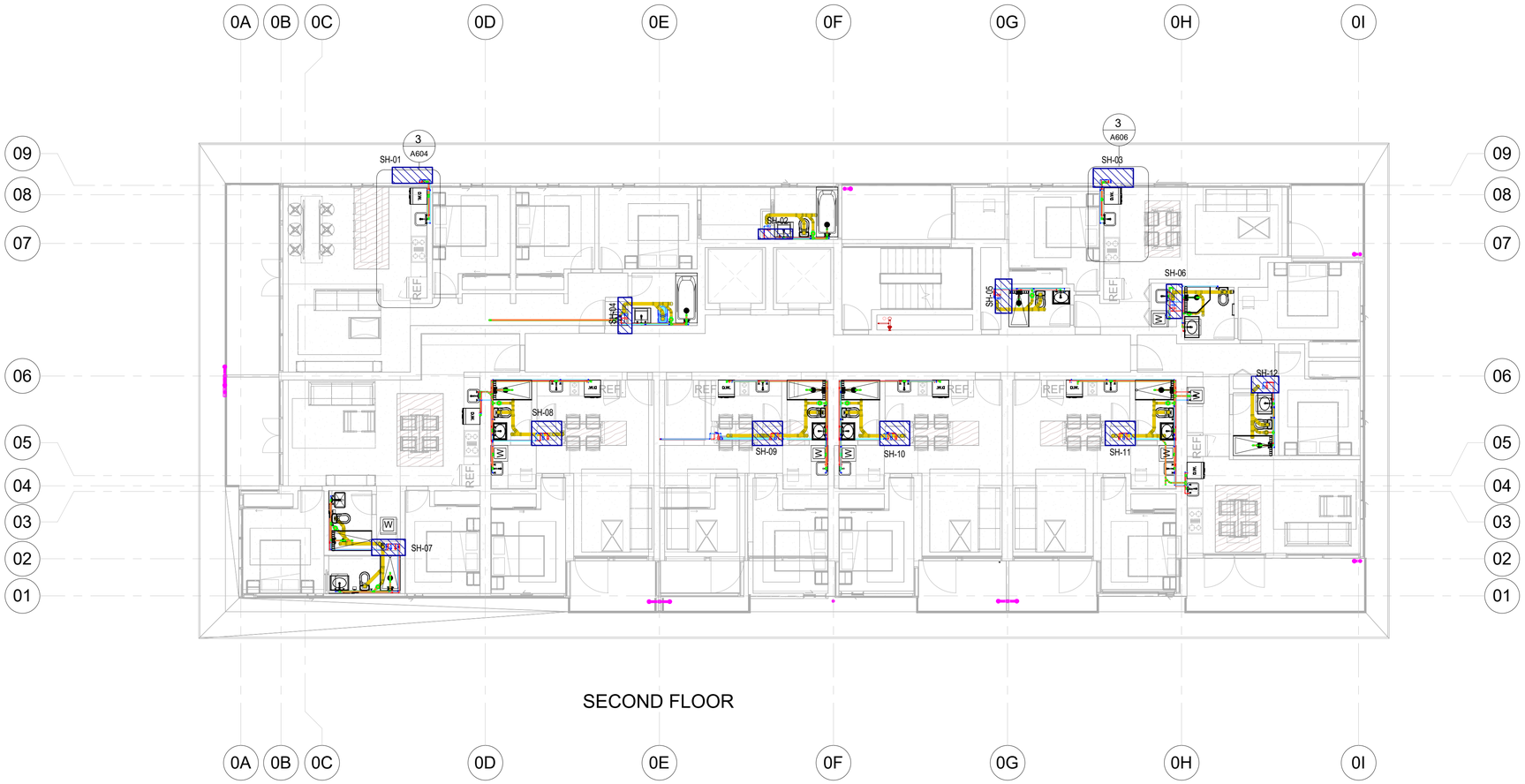

1 05-EPB-Second Floor

1 : 100

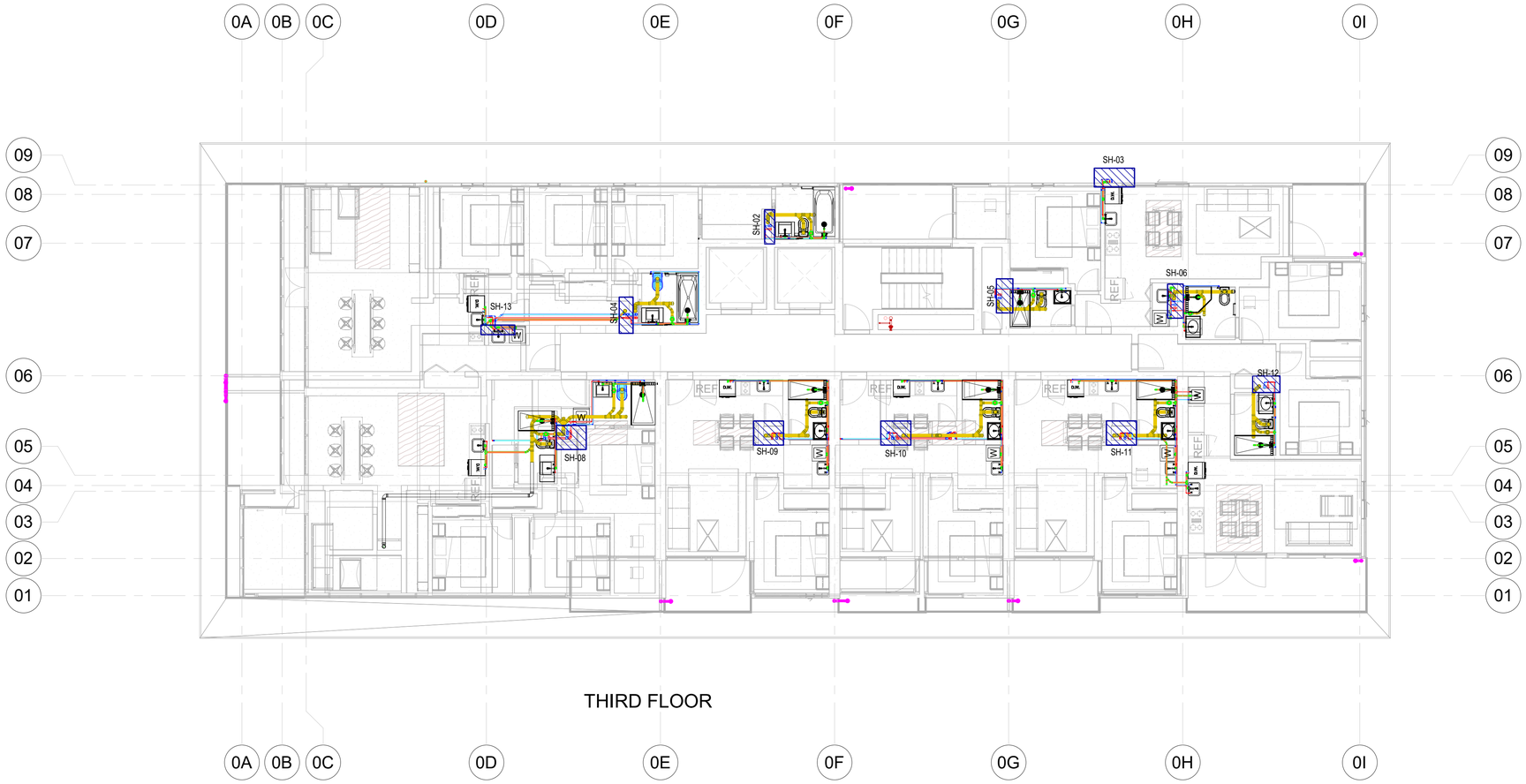

THIRD FLOOR

1 06-EPB-Third FLoor

1 : 100

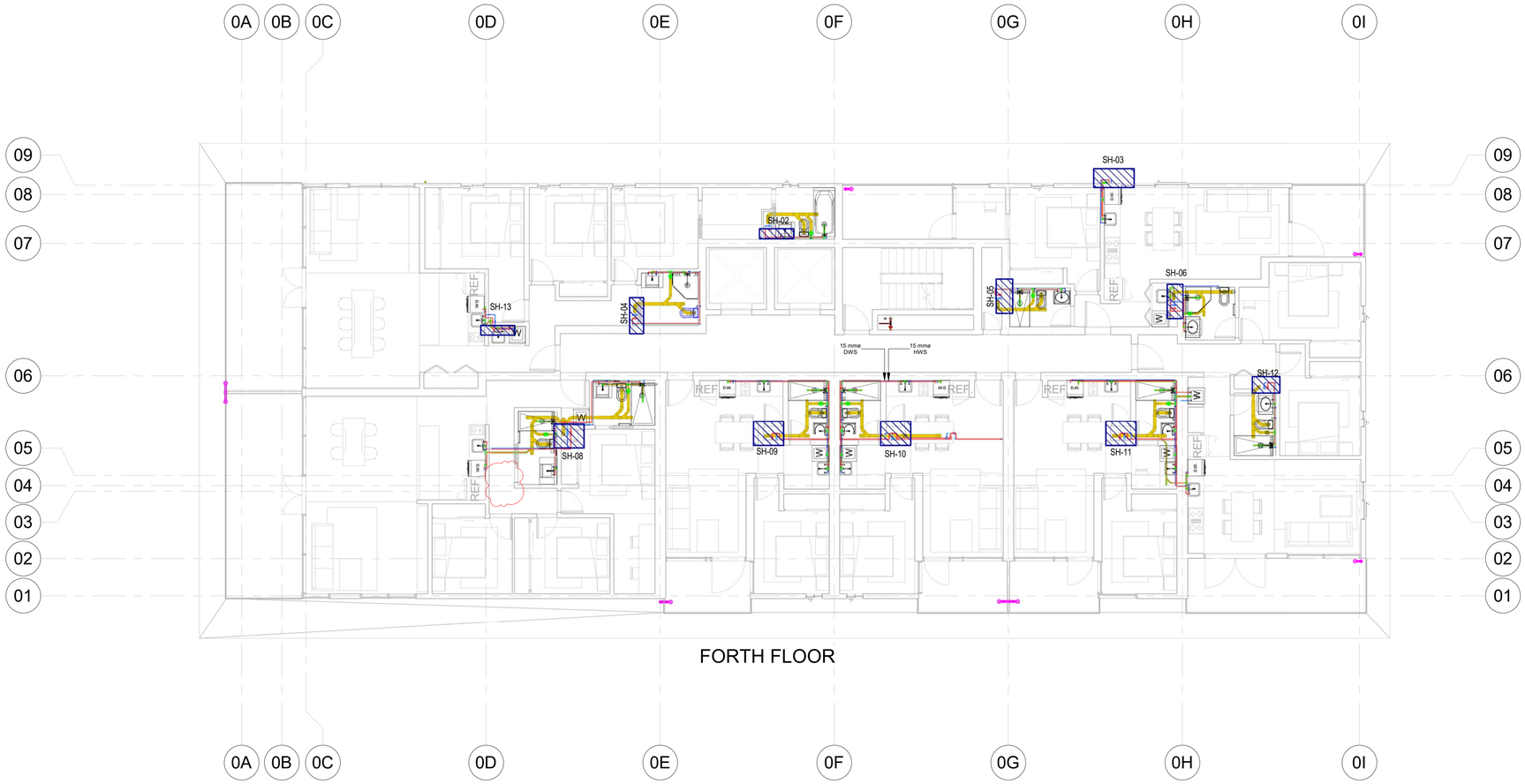

1 07-EPB-Fourth Floor

1 : 100

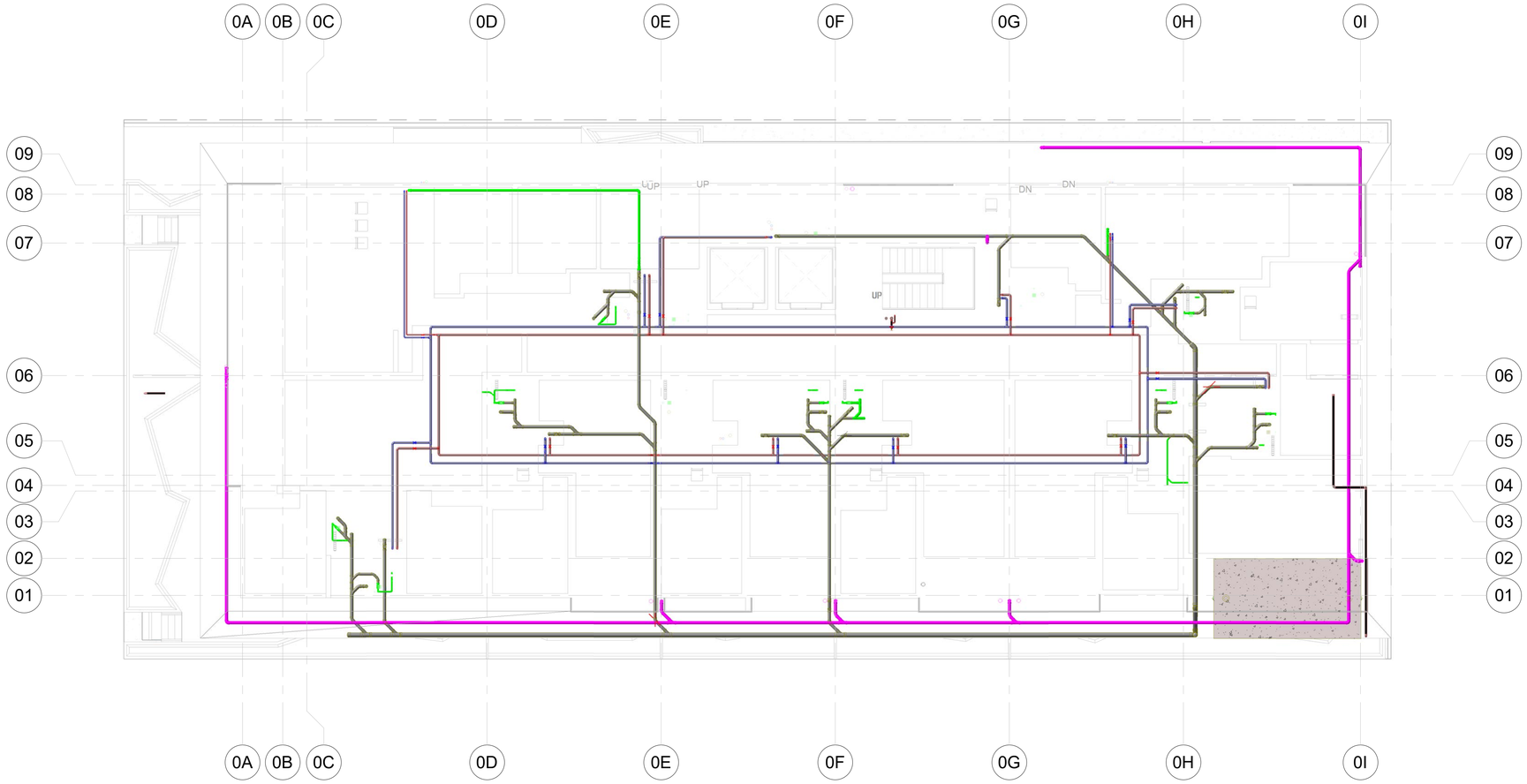

1 02-EPB-Basement 1

1 : 100

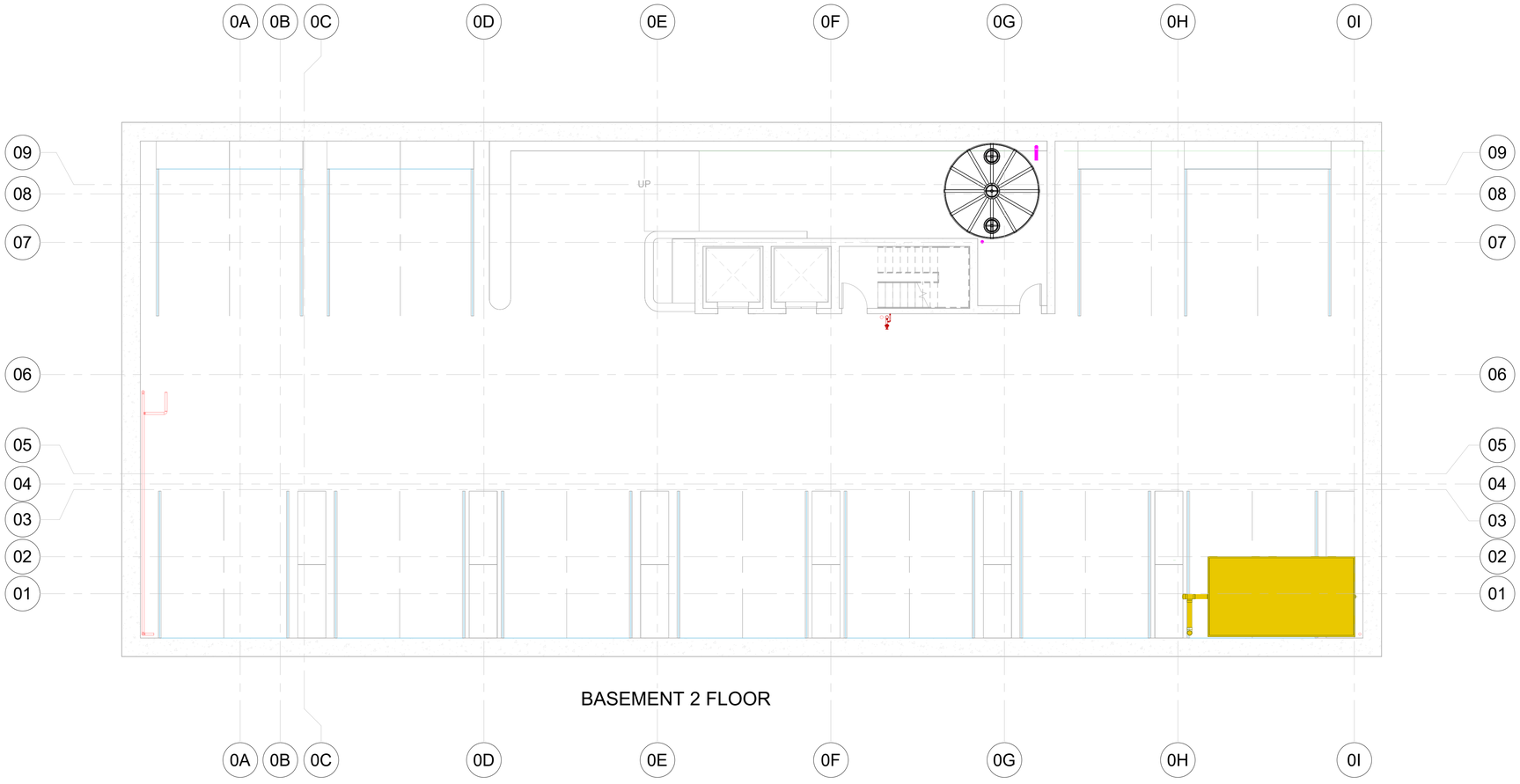

1 01-EPB-Basement 2
1 : 100

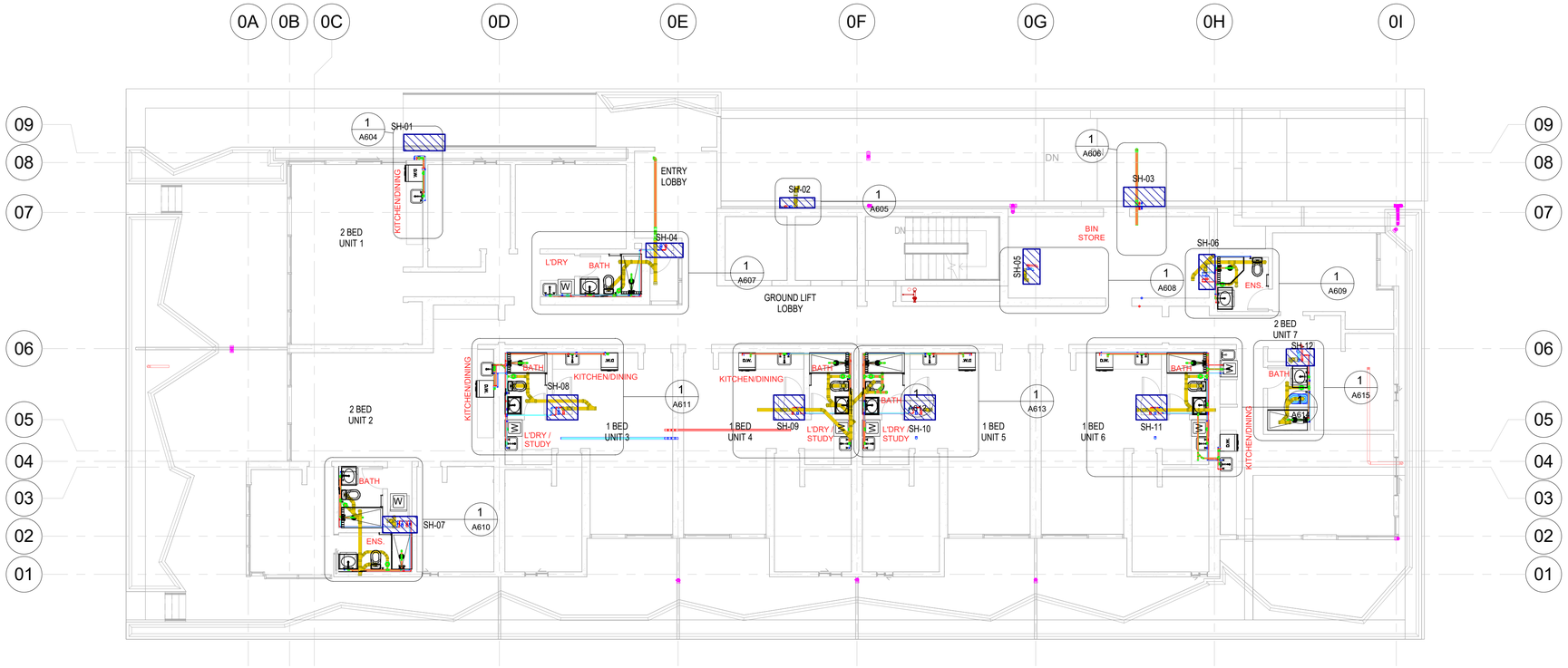

1 03-EPB-Ground Floor_Shaft Location

1 : 100

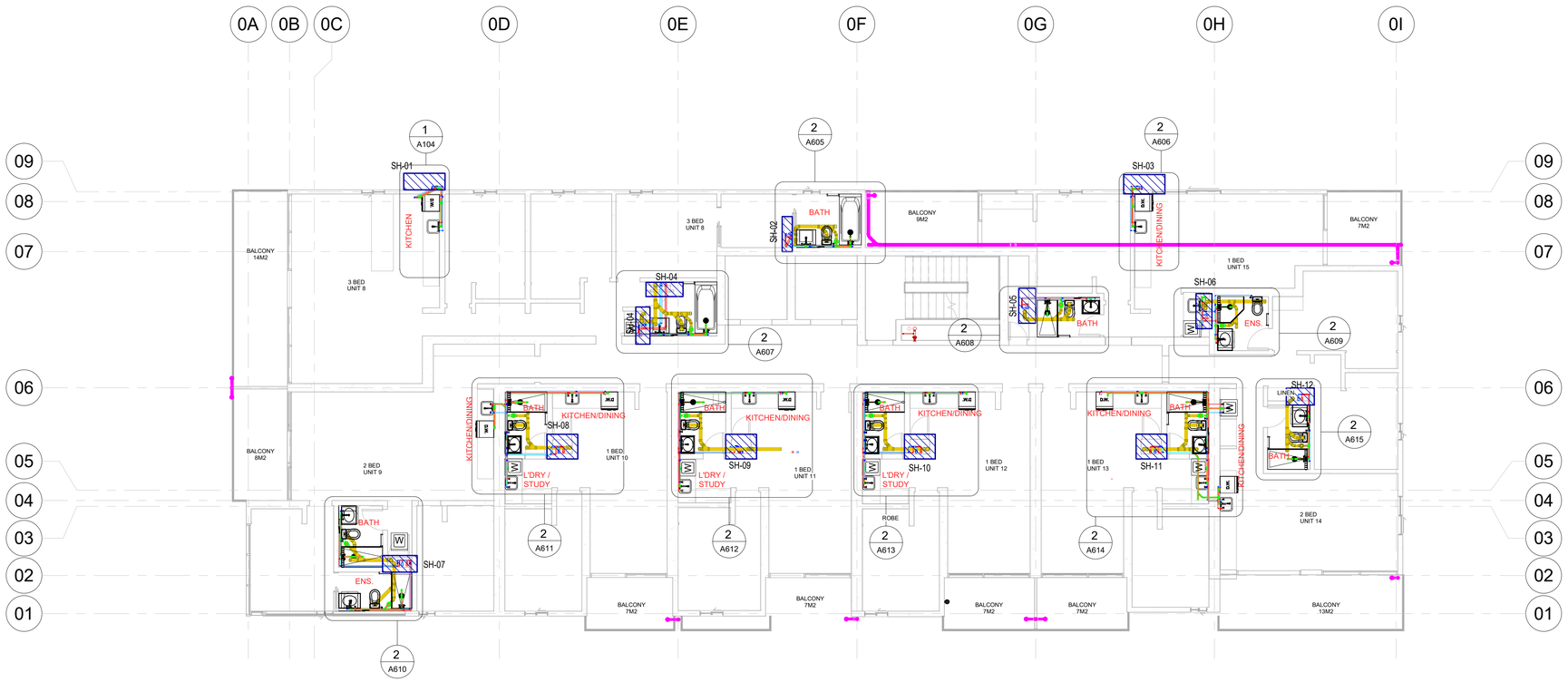

2 04-EPB-First Floor_Shaft Location

1 : 100

SHAFT LEGEND

SH	PLUMBING SHAFT
GF	GROUND FLOOR LEVEL
FF	FIRST FLOOR LEVEL
SF	SECOND FLOOR LEVEL
TF	THIRD FLOOR LEVEL
FTF	FORTH FLOOR LEVEL
TERF	TERRACE FLOOR LEVEL

PLUMBING COLOUR LEGEND	PIPE SIZES
Domestic Hot Water Supply (HWS)	15Ø, 20Ø, 25Ø, 32Ø, 40Ø, 50Ø, 65Ø.
Domestic Cold Water Supply (DWS)	15Ø, 20Ø, 25Ø, 32Ø, 40Ø, 50Ø, 65Ø.
Soil Pipe	100Ø, 150Ø.
Waste Pipe	40Ø, 50Ø, 80Ø.
Strome Water Pipe	80Ø, 100Ø.
HVAC Drain Pipe	20Ø.
HVAC Supply Pipe	10Ø.
HVAC Supply Gas Pipe	15Ø.
Fire Protection Wet	25Ø, 32Ø, 40Ø,100Ø.
FIRE HYDRANT	50Ø, 100Ø.
Fire Drain	80Ø, 100Ø.

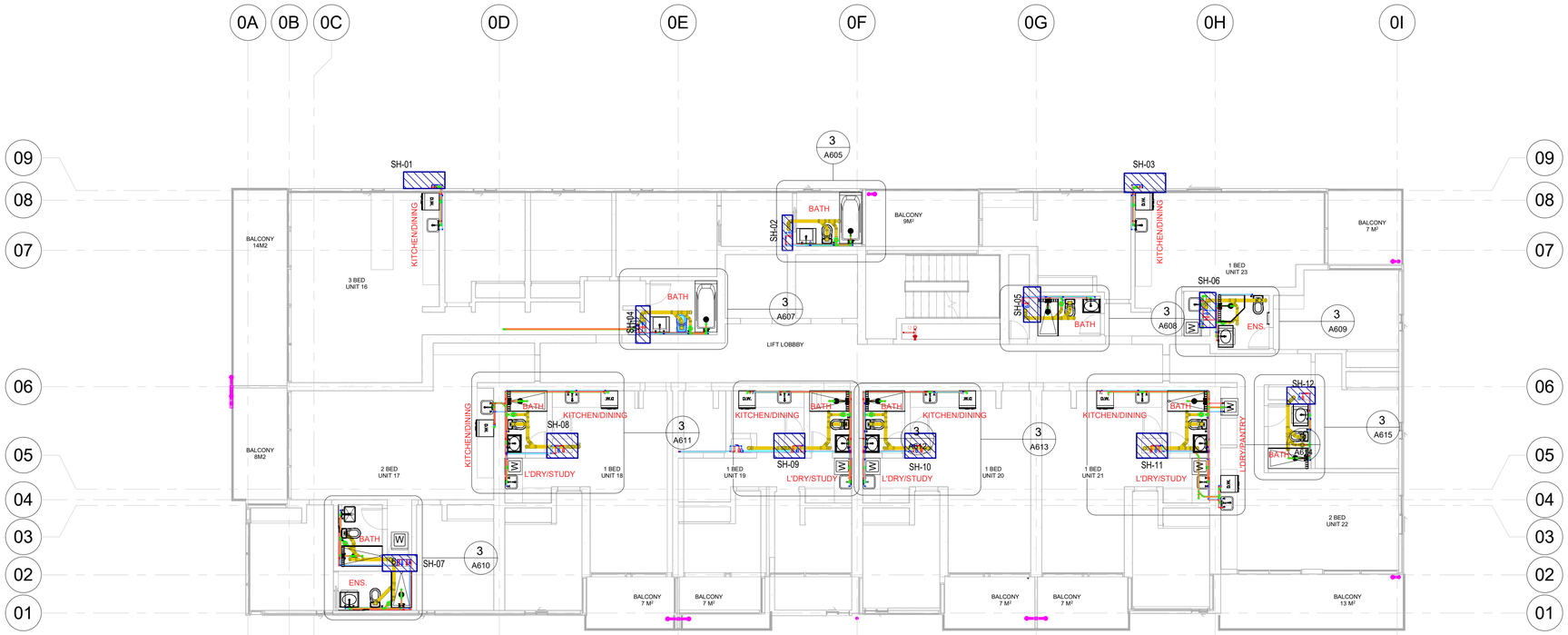

SECOND FLOOR

1 05-EPB-Second Floor_Shaft Location

1 : 100

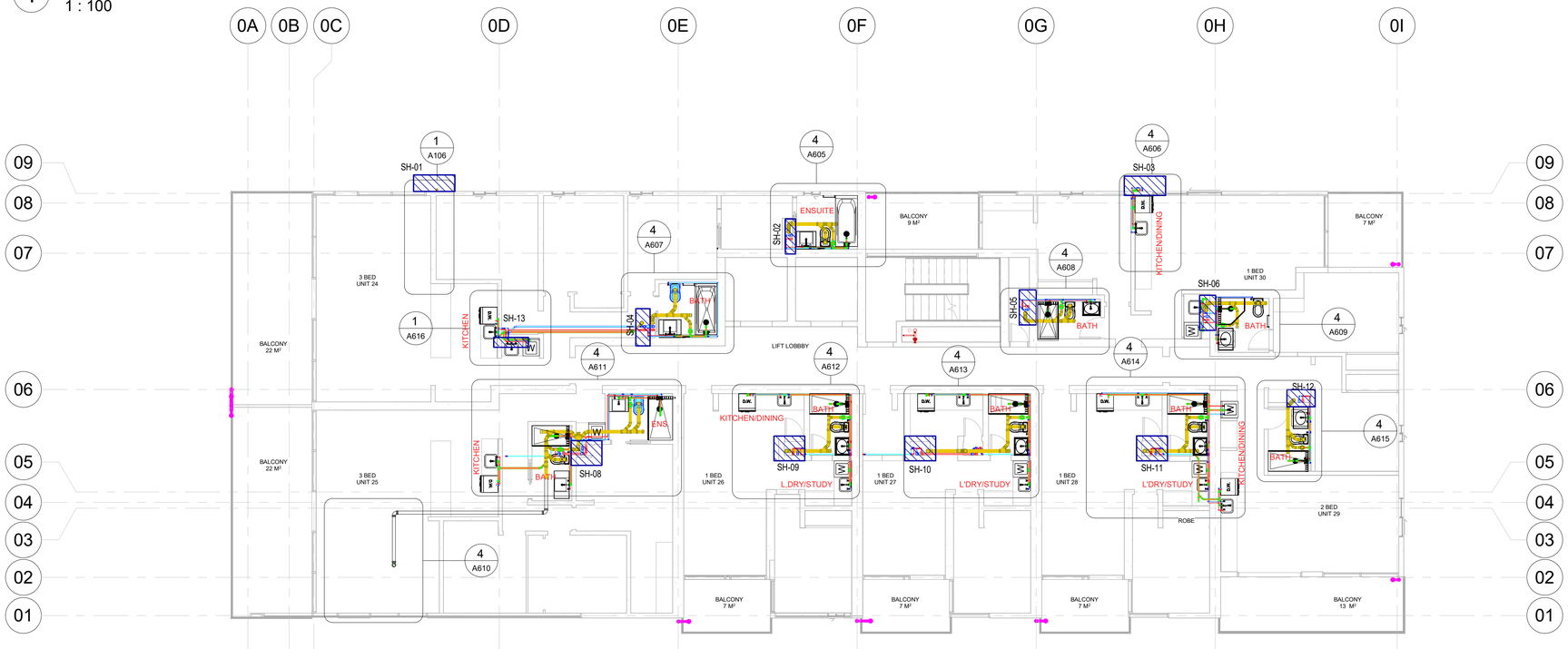

THIRD FLOOR

2 06-EPB-Third FLoor_Shaft Location

1 : 100

SHAFT LEGEND

SH	PLUMBING SHAFT
GF	GROUND FLOOR LEVEL
FF	FIRST FLOOR LEVEL
SF	SECOND FLOOR LEVEL
TF	THIRD FLOOR LEVEL
FTF	FORTH FLOOR LEVEL
TERF	TERRACE FLOOR LEVEL

PLUMBING COLOUR LEGEND	PIPE SIZES
Domestic Hot Water Supply (HWS)	15Ø, 20Ø, 25Ø, 32Ø, 40Ø, 50Ø, 65Ø.
Domestic Cold Water Supply (DWS)	15Ø, 20Ø, 25Ø, 32Ø, 40Ø, 50Ø, 65Ø.
Soil Pipe	100Ø, 150Ø.
Waste Pipe	40Ø, 50Ø, 80Ø.
Strome Water Pipe	80Ø, 100Ø.
HVAC Drain Pipe	20Ø.
HVAC Supply Pipe	10Ø.
HVAC Supply Gas Pipe	15Ø.
Fire Protection Wet	25Ø, 32Ø, 40Ø,100Ø.
FIRE HYDRANT	50Ø, 100Ø.
Fire Drain	80Ø, 100Ø.

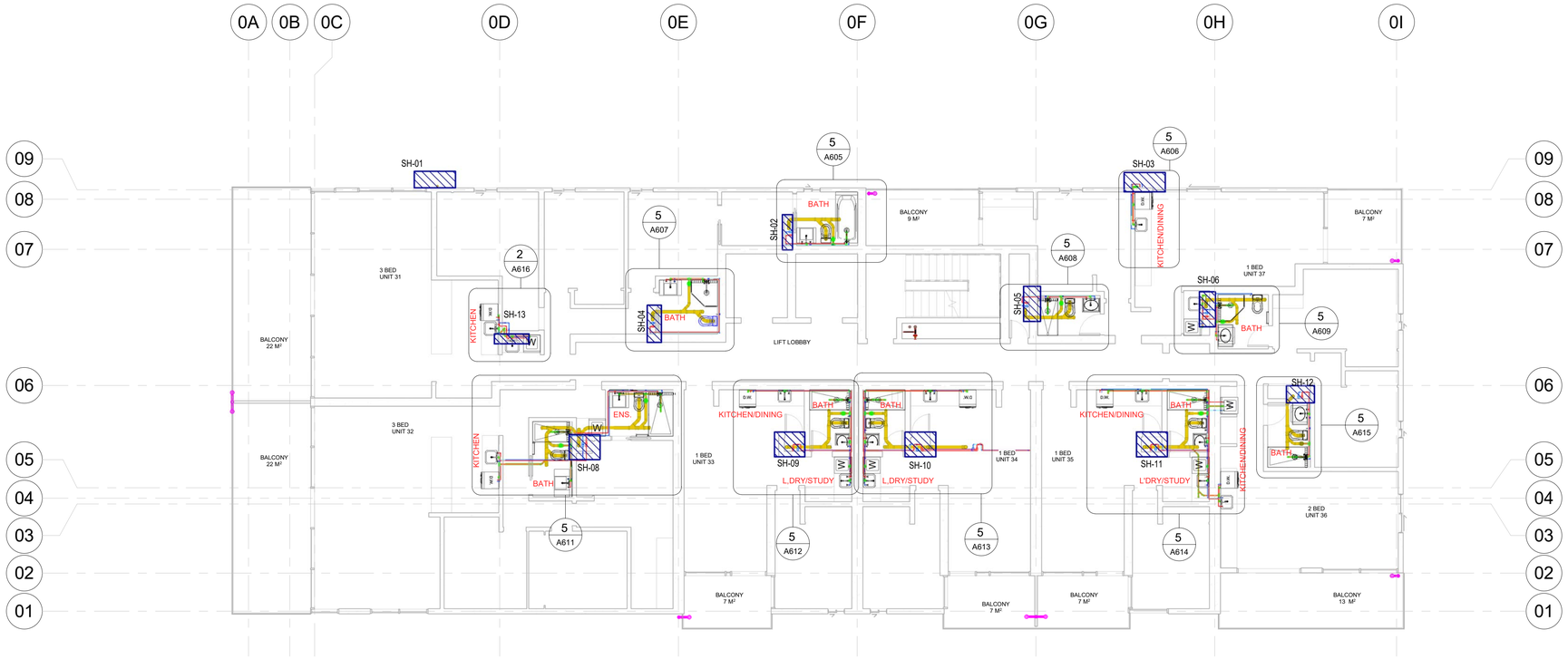

FORTH FLOOR

1 07-EPB-Fourth Floor_Shaft Location

1 : 100

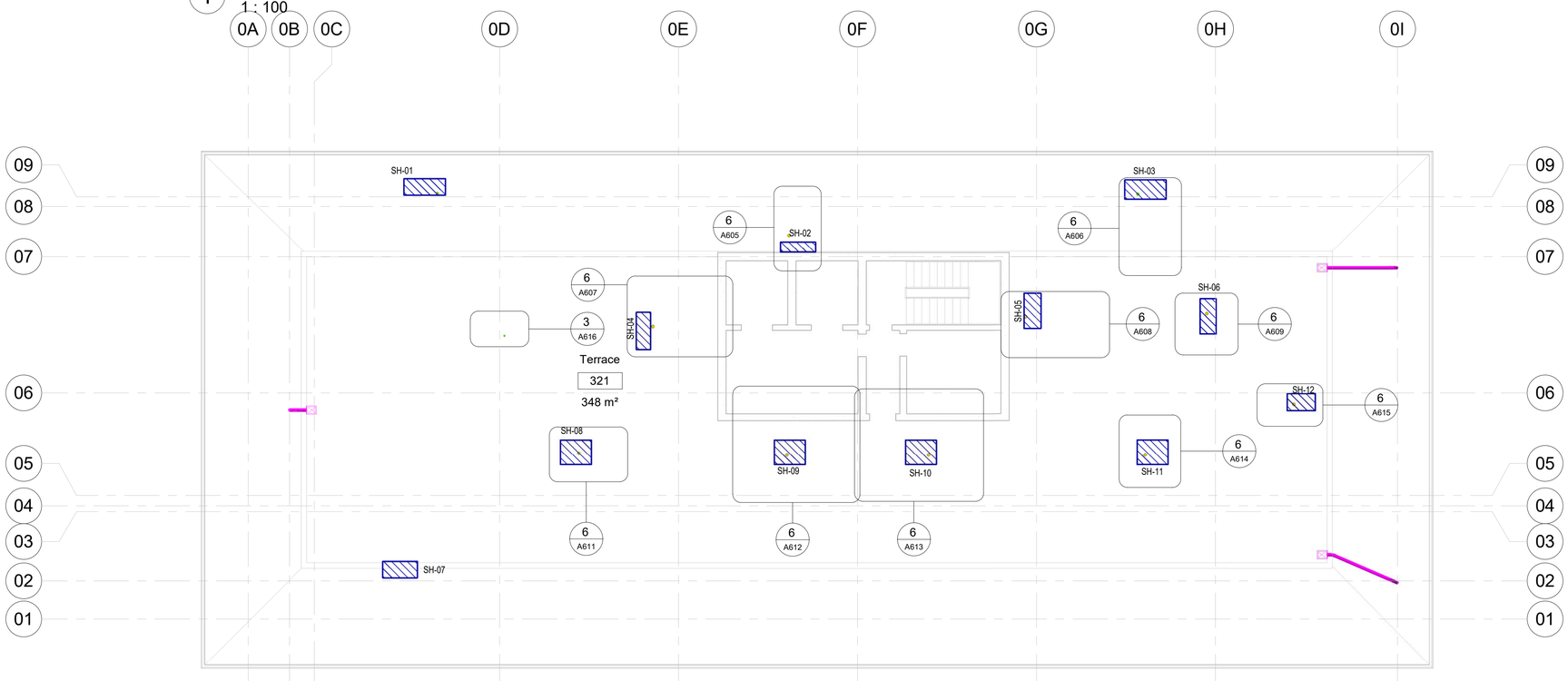

2 08-EPB-Terrace_Shaft Location

1 : 100

SHAFT LEGEND

SH	PLUMBING SHAFT
GF	GROUND FLOOR LEVEL
FF	FIRST FLOOR LEVEL
SF	SECOND FLOOR LEVEL
TF	THIRD FLOOR LEVEL
FTF	FORTH FLOOR LEVEL
TERF	TERRACE FLOOR LEVEL

PLUMBING COLOUR LEGEND	PIPE SIZES
Domestic Hot Water Supply (HWS)	15Ø, 20Ø, 25Ø, 32Ø, 40Ø, 50Ø, 65Ø.
Domestic Cold Water Supply (DWS)	15Ø, 20Ø, 25Ø, 32Ø, 40Ø, 50Ø, 65Ø.
Soil Pipe	100Ø, 150Ø.
Waste Pipe	40Ø, 50Ø, 80Ø.
Strome Water Pipe	80Ø, 100Ø.
HVAC Drain Pipe	20Ø.
HVAC Supply Pipe	10Ø.
HVAC Supply Gas Pipe	15Ø.
Fire Protection Wet	25Ø, 32Ø, 40Ø,100Ø.
FIRE HYDRANT	50Ø, 100Ø.
Fire Drain	80Ø, 100Ø.

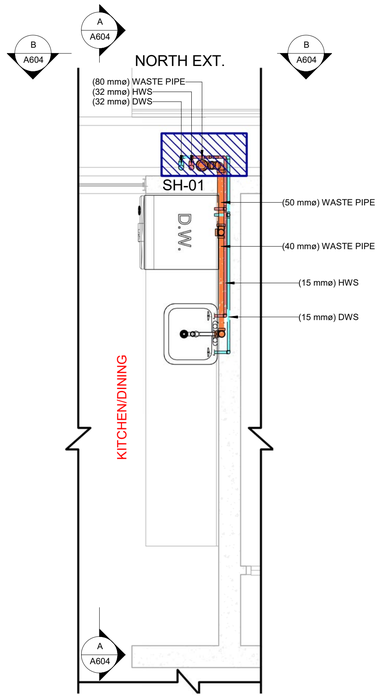

1 GF_SH-01
1 : 25

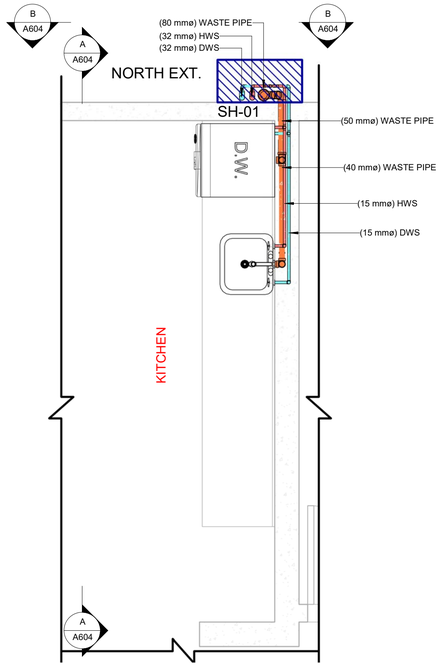

2 FF_SH-01
1 : 25

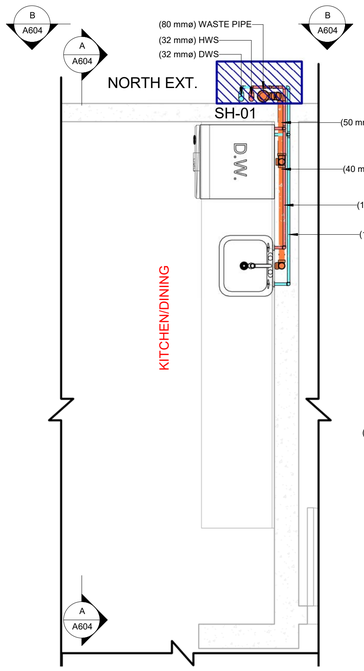

3 SF_SH-01
1 : 25

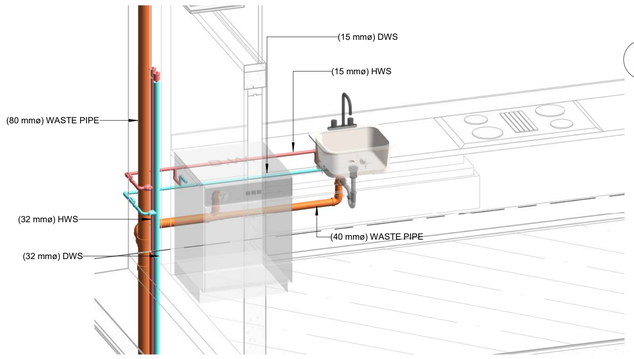

6 SH-01 3D VIEW 1

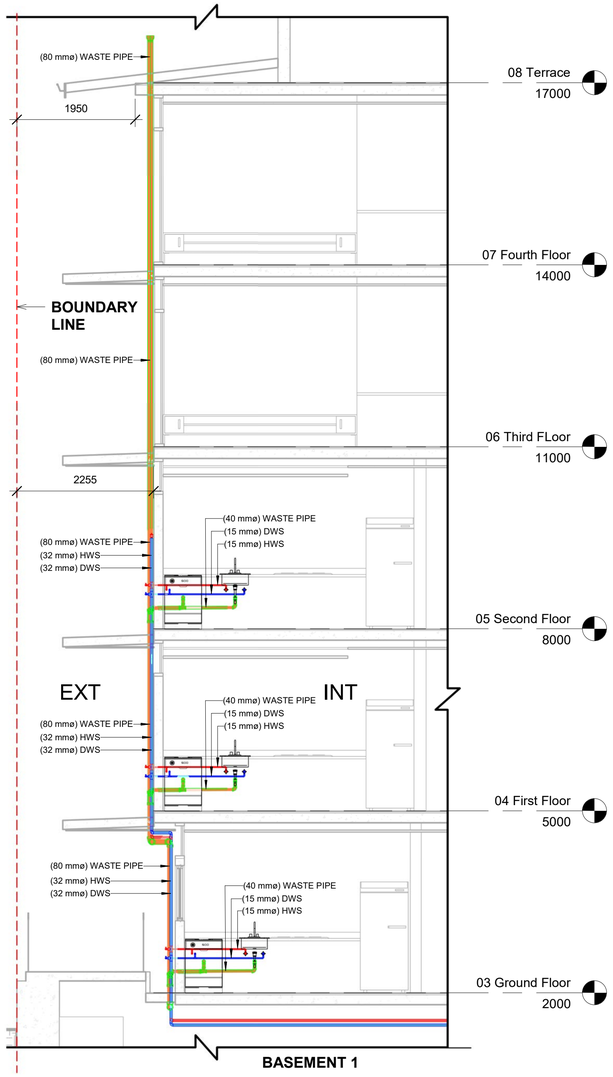

A SECTION A (SH-01)
1 : 50

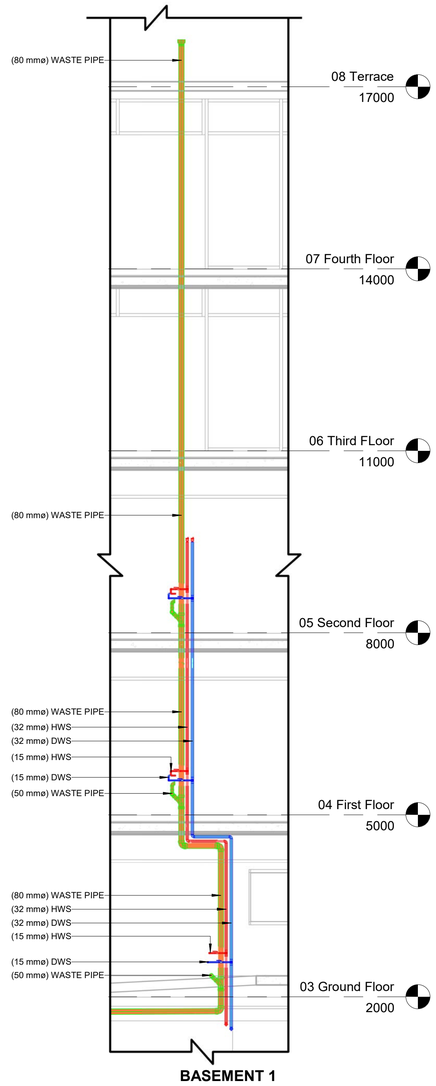

B SECTION B (SH-01)
1 : 50

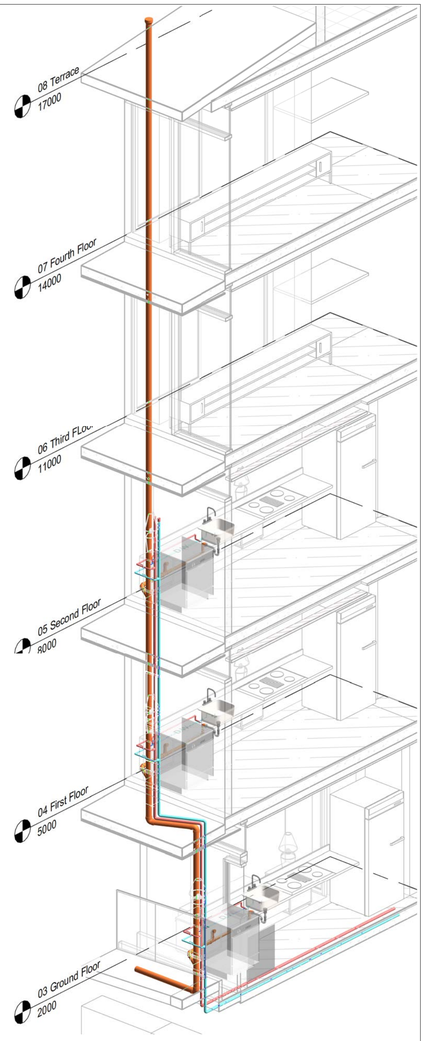

4 SH-01 3D VIEW

PLUMBING COLOUR LEGEND / PIPE SIZES

		PIPE SIZES
	Domestic Hot Water Supply (HWS)	15Ø, 20Ø, 25Ø, 32Ø, 40Ø, 50Ø, 65Ø.
	Domestic Cold Water Supply (DWS)	15Ø, 20Ø, 25Ø, 32Ø, 40Ø, 50Ø, 65Ø.
	Soil Pipe	100Ø, 150Ø.
	Waste Pipe	40Ø, 50Ø, 80Ø.
	Strome Water Pipe	80Ø, 100Ø.
	HVAC Drain Pipe	20Ø.
	HVAC Supply Pipe	10Ø.
	HVAC Supply Gas Pipe	15Ø.
	Fire Protection Wet	25Ø, 32Ø, 40Ø,100Ø.
	FIRE HYDRANT	50Ø, 100Ø.
	Fire Drain	80Ø, 100Ø.

SHAFT LEGEND

SH	PLUMBING SHAFT
GF	GROUND FLOOR LEVEL
FF	FIRST FLOOR LEVEL
SF	SECOND FLOOR LEVEL
TF	THIRD FLOOR LEVEL
FTF	FORTH FLOOR LEVEL
TERF	TERRACE FLOOR LEVEL

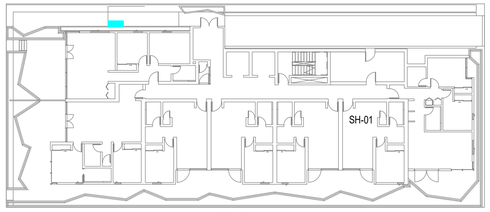

KEY PLAN

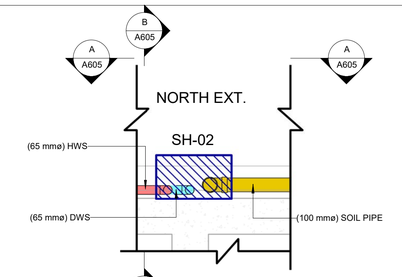

1 GF_SH-02
1 : 25

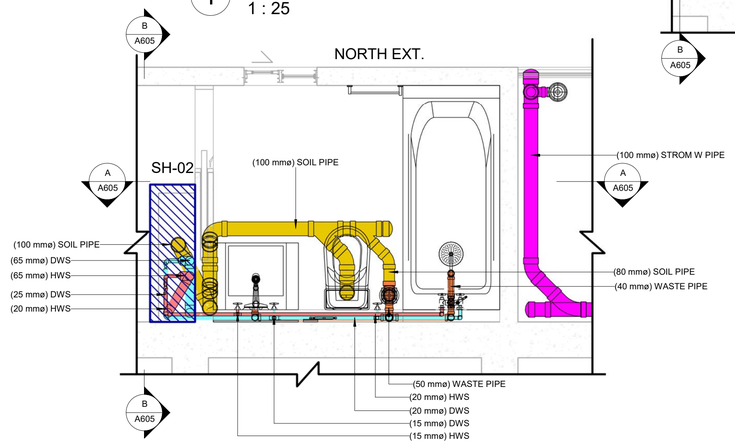

2 FF_SH-02
1 : 25

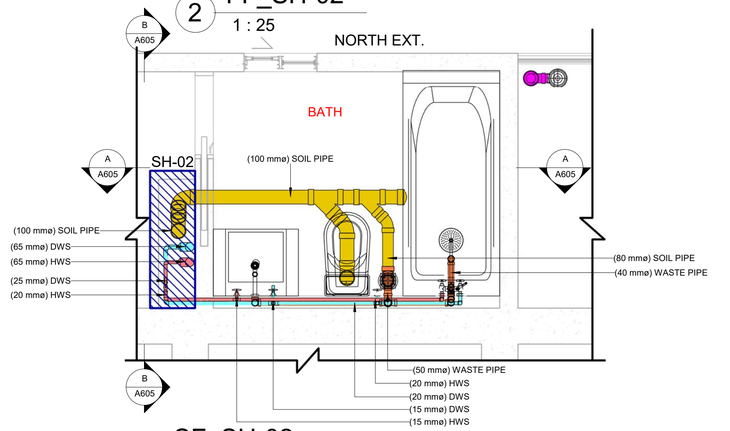

3 SF_SH-02
1 : 25

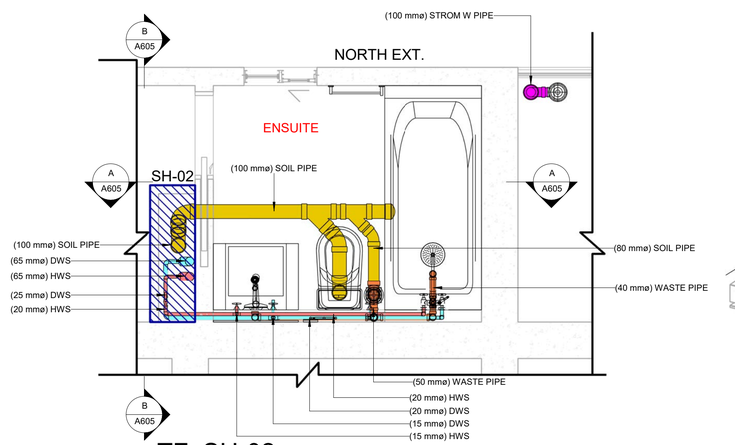

4 TF_SH-02
1 : 25

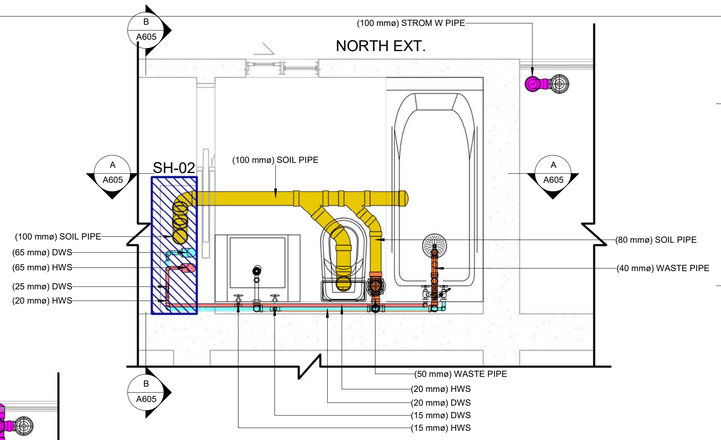

5 FTF_SH-02
1 : 25

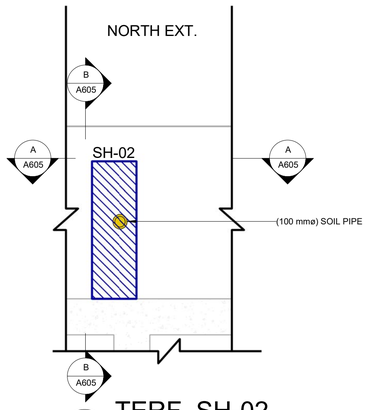

6 TERF_SH-02
1 : 25

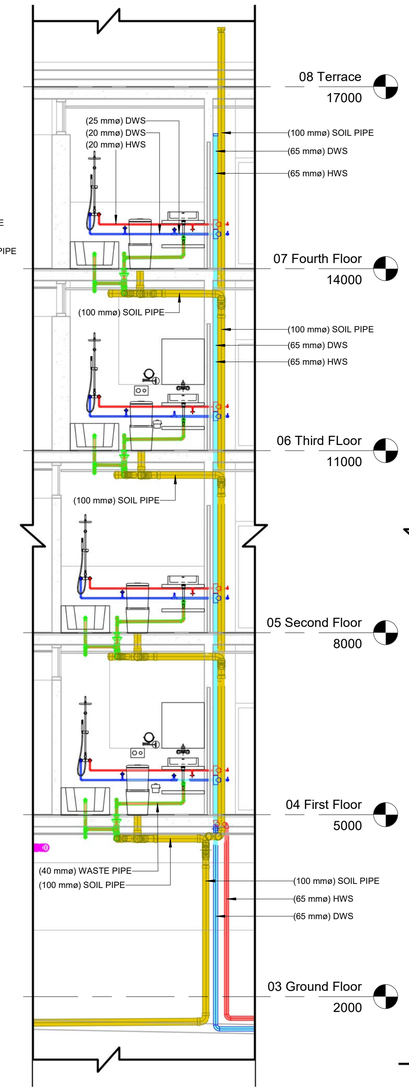

A SECTION A (SH-02)
1 : 50

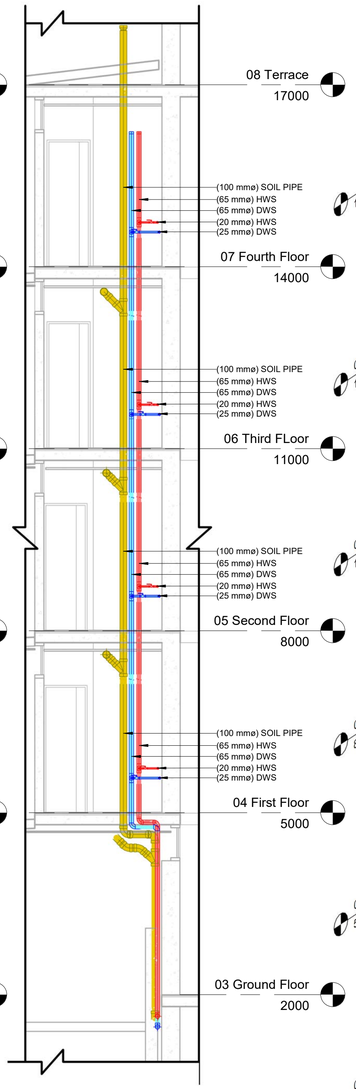

B SECTION B (SH-02)
1 : 50

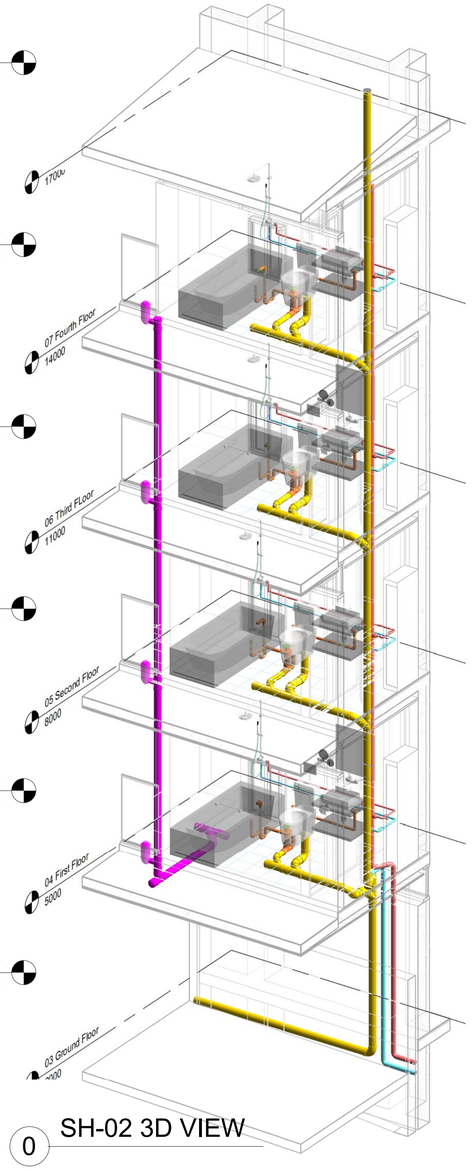

0 SH-02 3D VIEW

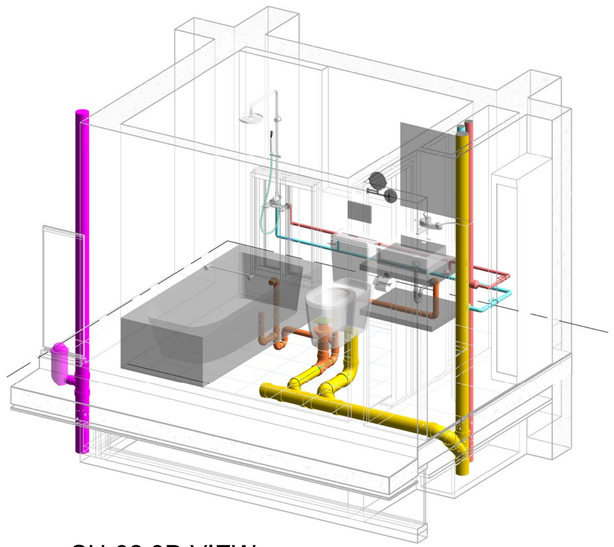

9 SH-02 3D VIEW

PLUMBING COLOUR LEGEND		PIPE SIZES
	Domestic Hot Water Supply (HWS)	15Ø, 20Ø, 25Ø, 32Ø, 40Ø, 50Ø, 65Ø.
	Domestic Cold Water Supply (DWS)	15Ø, 20Ø, 25Ø, 32Ø, 40Ø, 50Ø, 65Ø.
	Soil Pipe	100Ø, 150Ø.
	Waste Pipe	40Ø, 50Ø, 80Ø.
	Strome Water Pipe	80Ø, 100Ø.
	HVAC Drain Pipe	20Ø.
	HVAC Supply Pipe	10Ø.
	HVAC Supply Gas Pipe	15Ø.
	Fire Protection Wet	25Ø, 32Ø, 40Ø,100Ø.
	FIRE HYDRANT	50Ø, 100Ø.
	Fire Drain	80Ø, 100Ø.

SHAFT LEGEND	
SH	PLUMBING SHAFT
GF	GROUND FLOOR LEVEL
FF	FIRST FLOOR LEVEL
SF	SECOND FLOOR LEVEL
TF	THIRD FLOOR LEVEL
FTF	FORTH FLOOR LEVEL
TERF	TERRACE FLOOR LEVEL

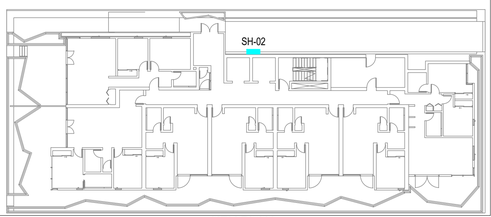

KEY PLAN

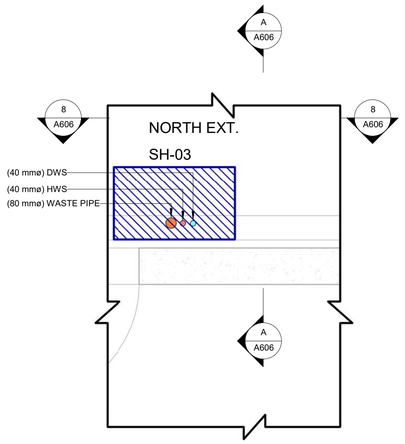

1 GF_SH-03
1 : 25

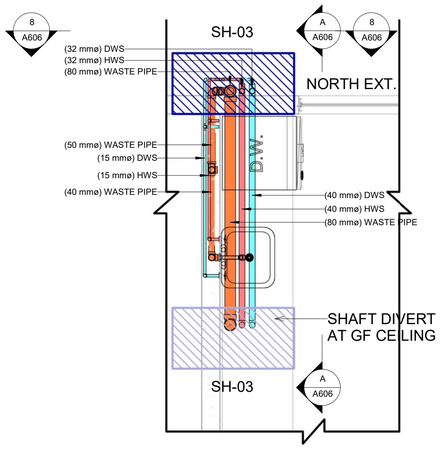

2 FF_SH-03
1 : 25

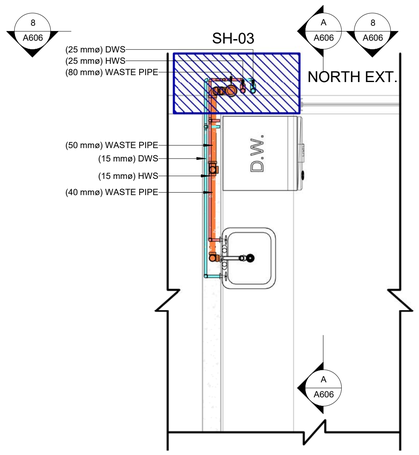

3 SF_SH-03
1 : 25

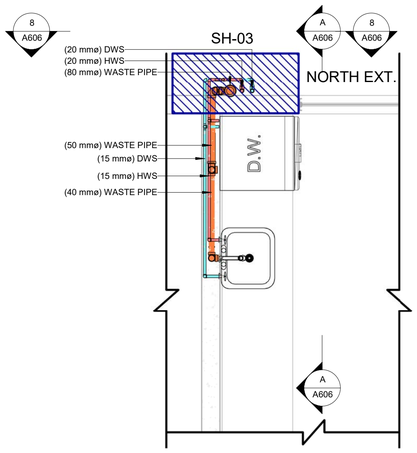

4 TF_SH-03
1 : 25

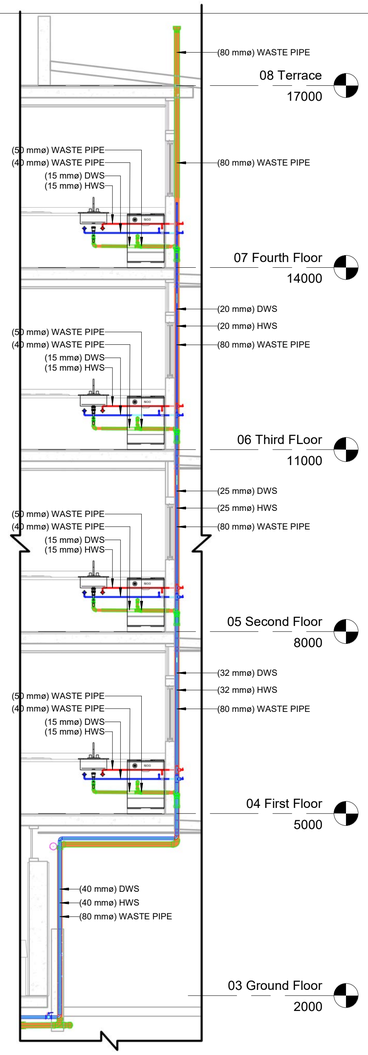

A SECTION A (SH-03)
1 : 50

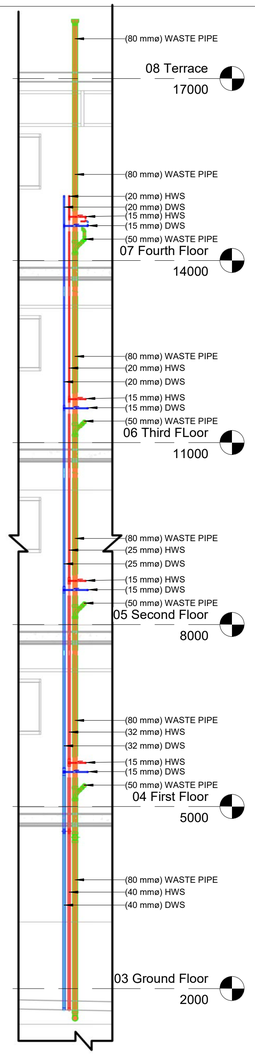

8 SECTION B (SH-03)
1 : 50

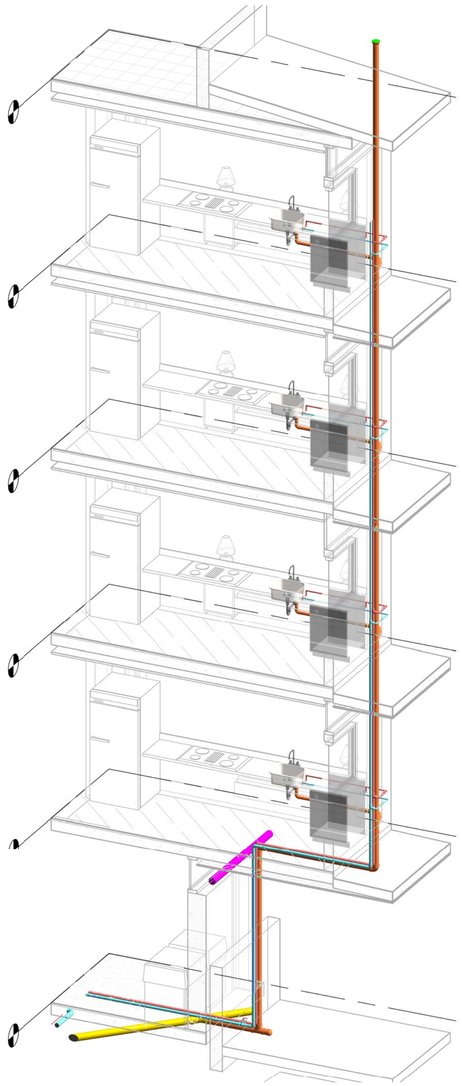

9 SH-03 3D VIEW

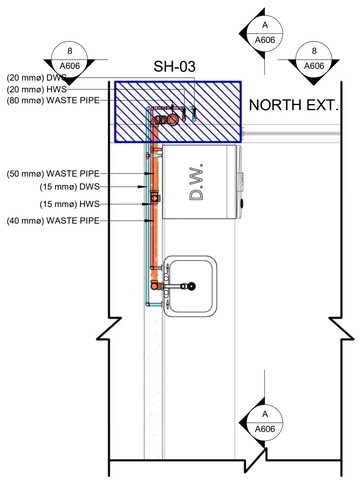

5 FTF_SH-03
1 : 25

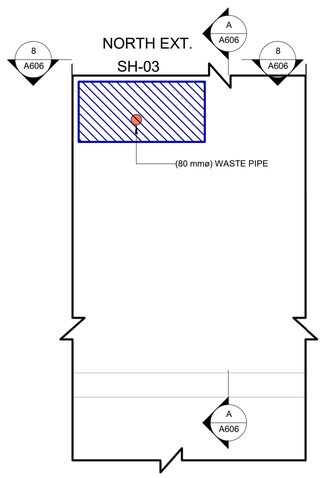

6 TERF_SH-03
1 : 25

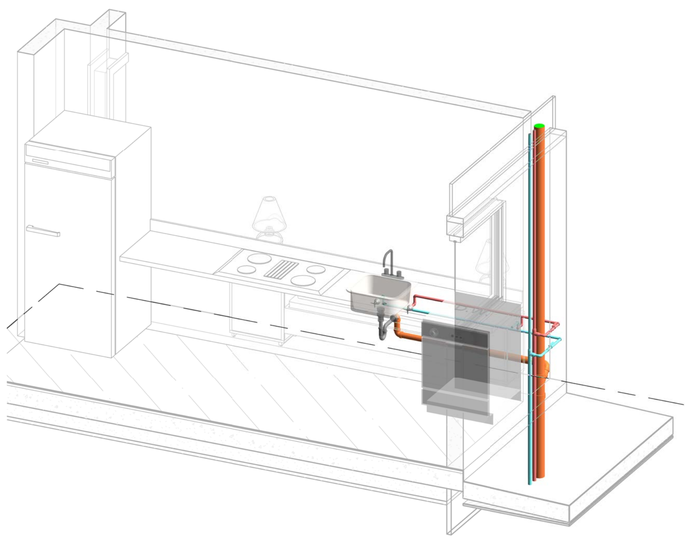

SHAFT LEGEND

SH	PLUMBING SHAFT
GF	GROUND FLOOR LEVEL
FF	FIRST FLOOR LEVEL
SF	SECOND FLOOR LEVEL
TF	THIRD FLOOR LEVEL
FTF	FORTH FLOOR LEVEL
TERF	TERRACE FLOOR LEVEL

PLUMBING COLOUR LEGEND	PIPE SIZES
Domestic Hot Water Supply (HWS)	15Ø, 20Ø, 25Ø, 32Ø, 40Ø, 50Ø, 65Ø.
Domestic Cold Water Supply (DWS)	15Ø, 20Ø, 25Ø, 32Ø, 40Ø, 50Ø, 65Ø.
Soil Pipe	100Ø, 150Ø.
Waste Pipe	40Ø, 50Ø, 80Ø.
Strome Water Pipe	80Ø, 100Ø.
HVAC Drain Pipe	20Ø.
HVAC Supply Pipe	10Ø.
HVAC Supply Gas Pipe	15Ø.
Fire Protection Wet	25Ø, 32Ø, 40Ø,100Ø.
FIRE HYDRANT	50Ø, 100Ø.
Fire Drain	80Ø, 100Ø.

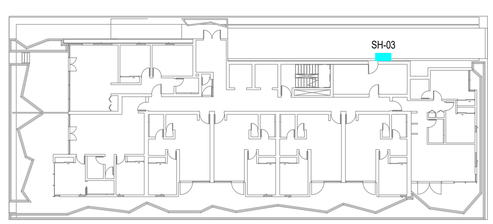

KEY PLAN

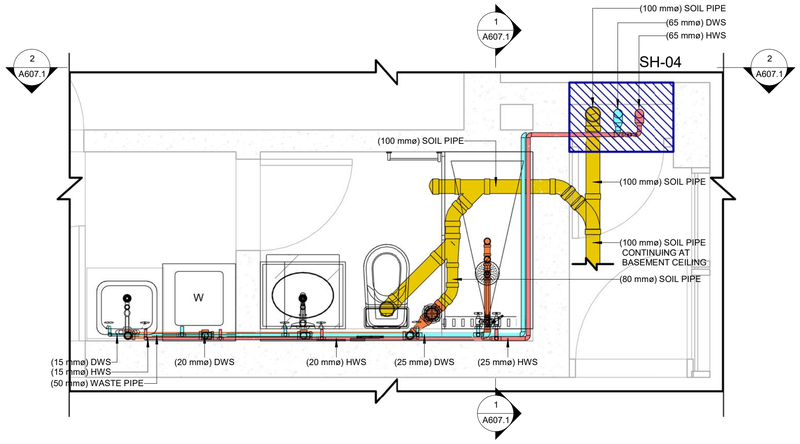

1 GF_SH-04
1 : 25

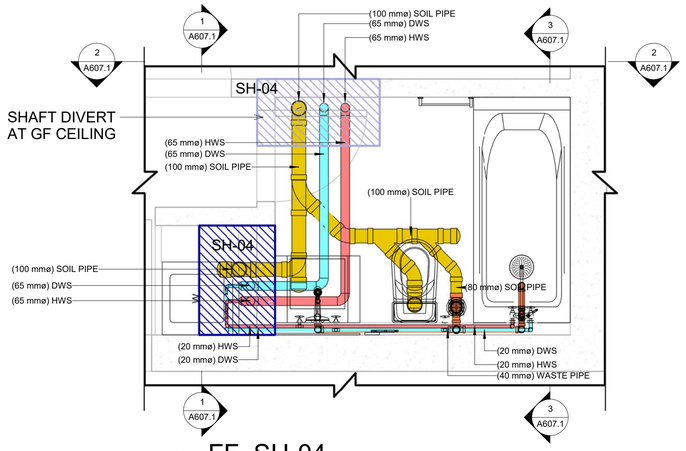

2 FF_SH-04
1 : 25

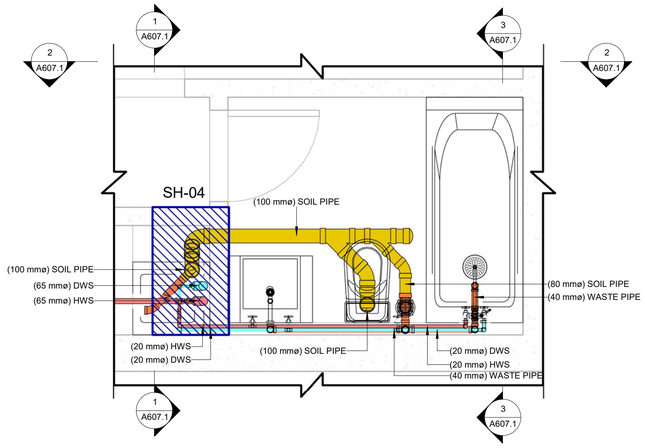

3 SF_SH-04
1 : 25

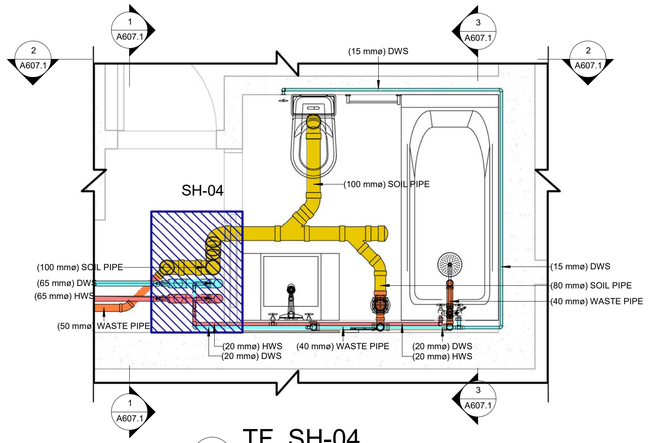

4 TF_SH-04
1 : 25

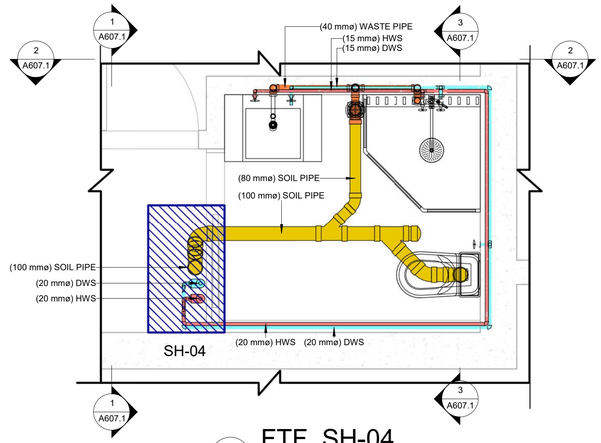

5 FTF_SH-04
1 : 25

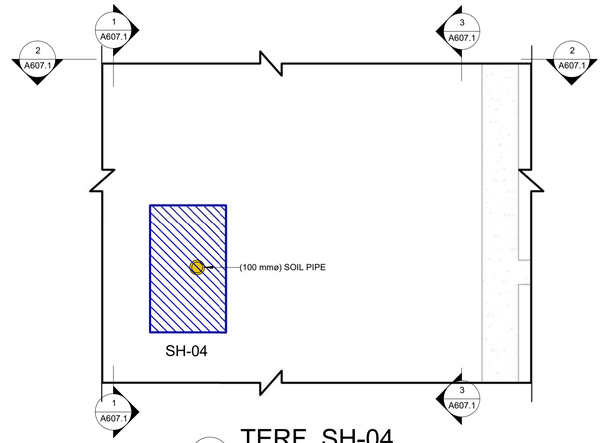

6 TERF_SH-04
1 : 25

SHAFT LEGEND

SH	PLUMBING SHAFT
GF	GROUND FLOOR LEVEL
FF	FIRST FLOOR LEVEL
SF	SECOND FLOOR LEVEL
TF	THIRD FLOOR LEVEL
FTF	FORTH FLOOR LEVEL
TERF	TERRACE FLOOR LEVEL

PLUMBING COLOUR LEGEND	PIPE SIZES
Domestic Hot Water Supply (HWS)	15Ø, 20Ø, 25Ø, 32Ø, 40Ø, 50Ø, 65Ø.
Domestic Cold Water Supply (DWS)	15Ø, 20Ø, 25Ø, 32Ø, 40Ø, 50Ø, 65Ø.
Soil Pipe	100Ø, 150Ø.
Waste Pipe	40Ø, 50Ø, 80Ø.
Strome Water Pipe	80Ø, 100Ø.
HVAC Drain Pipe	20Ø.
HVAC Supply Pipe	10Ø.
HVAC Supply Gas Pipe	15Ø.
Fire Protection Wet	25Ø, 32Ø, 40Ø,100Ø.
FIRE HYDRANT	50Ø, 100Ø.
Fire Drain	80Ø, 100Ø.

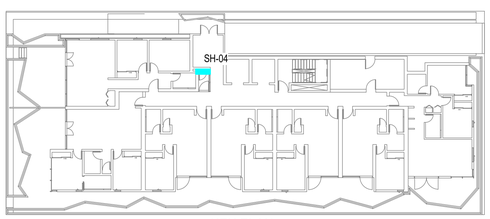

KEY PLAN

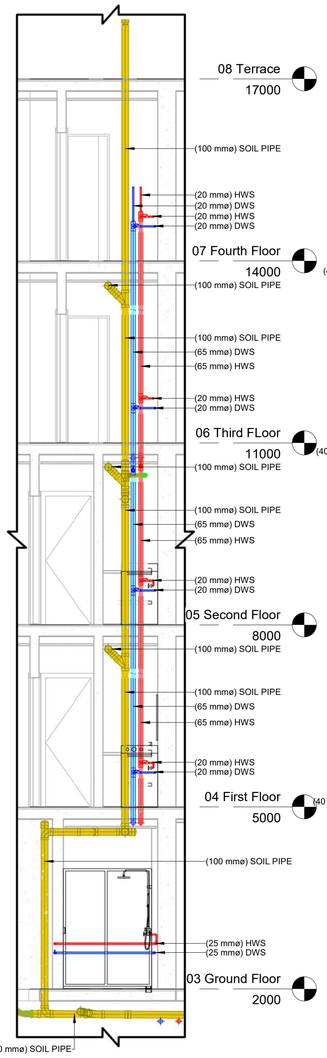

1 SECTION A (SH-04)
1 : 50

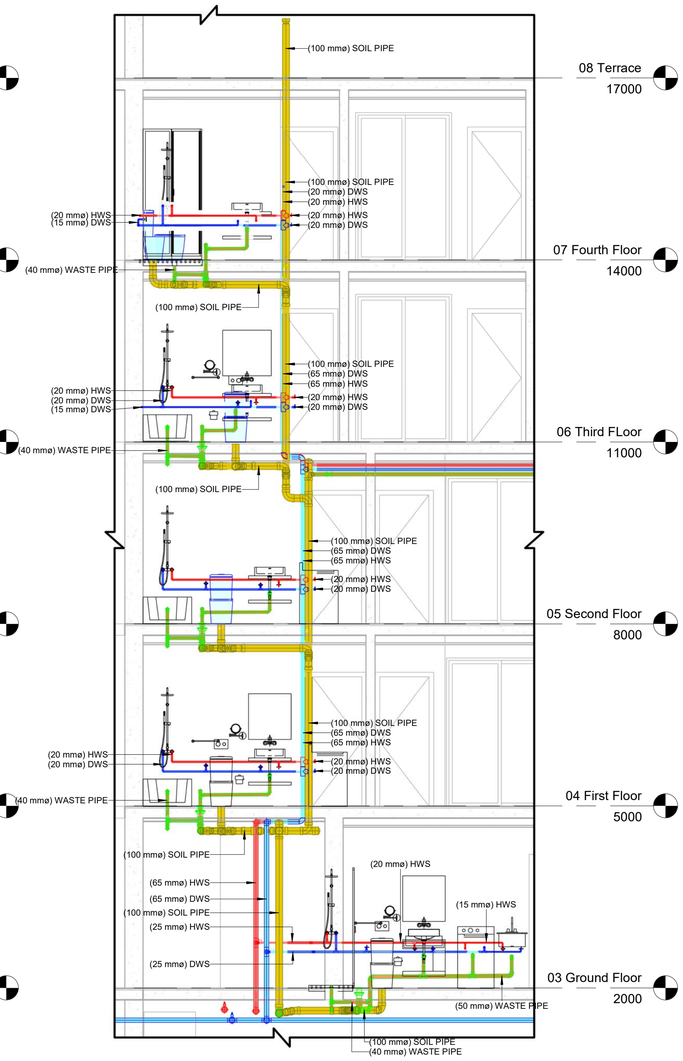

2 SECTION B (SH-04)
1 : 50

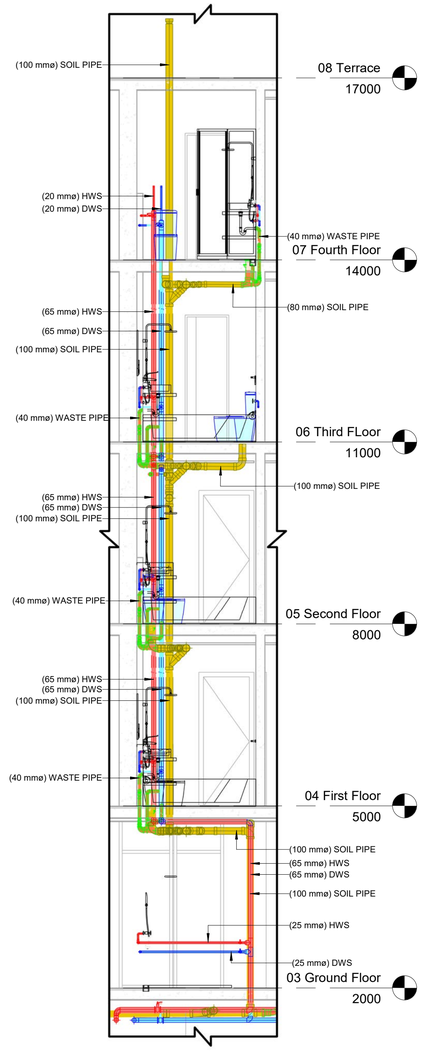

3 SECTION C (SH-04)
1 : 50

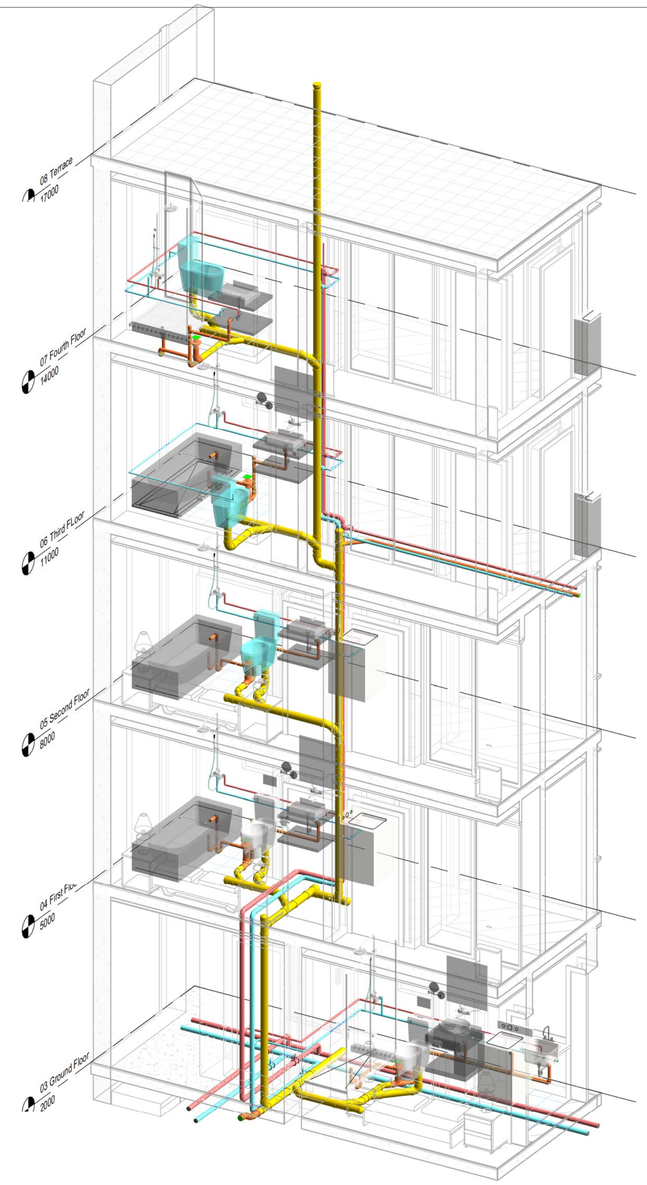

4 SH-04 3D VIEW

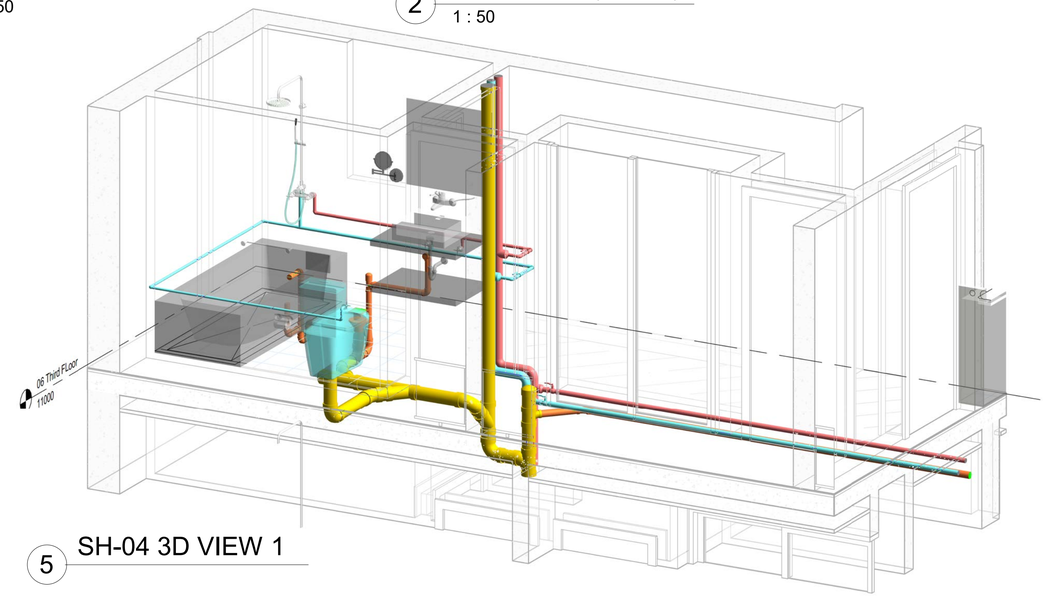

5 SH-04 3D VIEW 1

PLUMBING COLOUR LEGEND		PIPE SIZES
	Domestic Hot Water Supply (HWS)	15Ø, 20Ø, 25Ø, 32Ø, 40Ø, 50Ø, 65Ø.
	Domestic Cold Water Supply (DWS)	15Ø, 20Ø, 25Ø, 32Ø, 40Ø, 50Ø, 65Ø.
	Soil Pipe	100Ø, 150Ø.
	Waste Pipe	40Ø, 50Ø, 80Ø.
	Strome Water Pipe	80Ø, 100Ø.
	HVAC Drain Pipe	20Ø.
	HVAC Supply Pipe	10Ø.
	HVAC Supply Gas Pipe	15Ø.
	Fire Protection Wet	25Ø, 32Ø, 40Ø,100Ø.
	FIRE HYDRANT	50Ø, 100Ø.
	Fire Drain	80Ø, 100Ø.

SHAFT LEGEND	
SH	PLUMBING SHAFT
GF	GROUND FLOOR LEVEL
FF	FIRST FLOOR LEVEL
SF	SECOND FLOOR LEVEL
TF	THIRD FLOOR LEVEL
FTF	FORTH FLOOR LEVEL
TERF	TERRACE FLOOR LEVEL

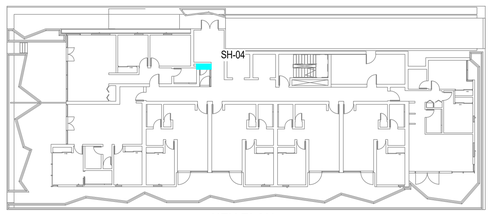

KEY PLAN

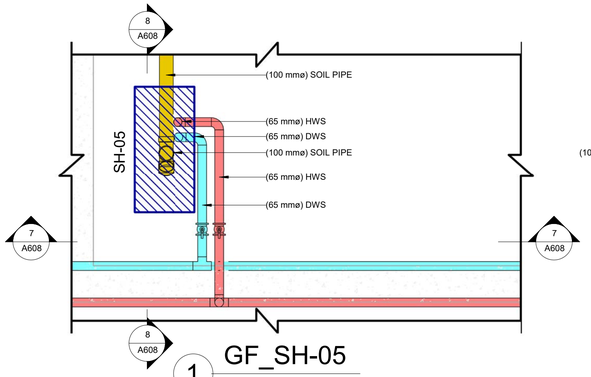

1 GF_SH-05
1 : 25

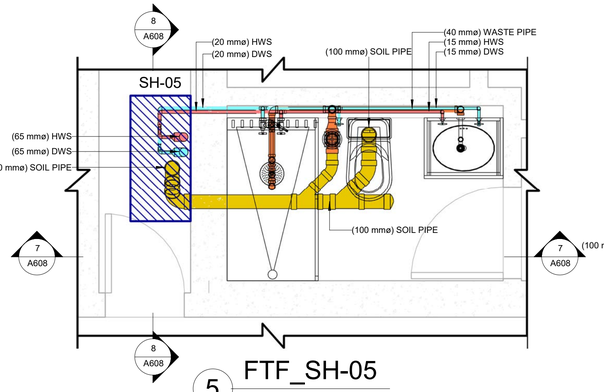

5 FTF_SH-05
1 : 25

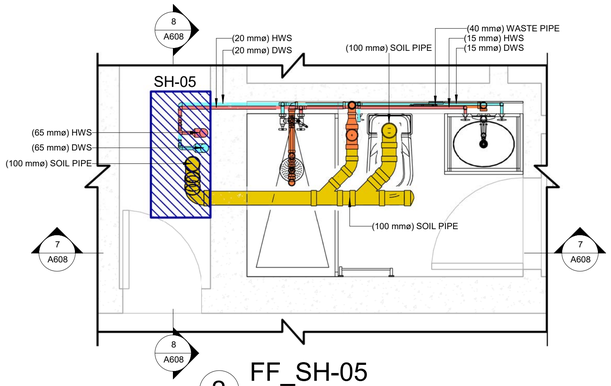

2 FF_SH-05
1 : 25

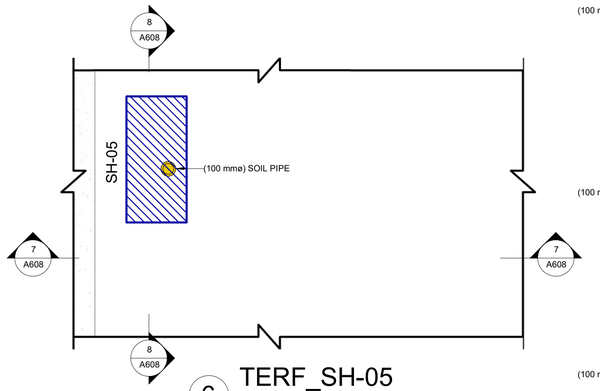

6 TERF_SH-05
1 : 25

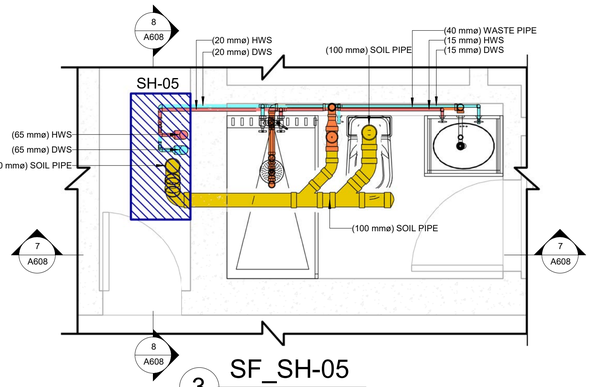

3 SF_SH-05
1 : 25

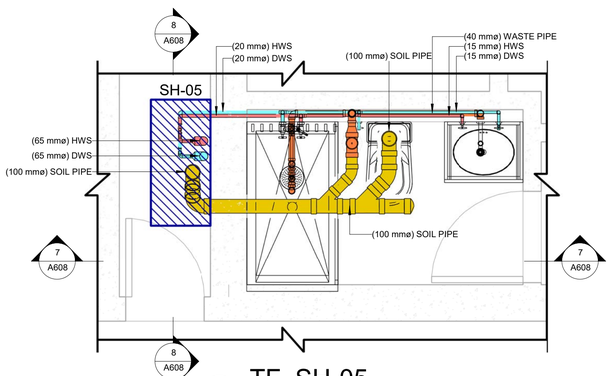

4 TF_SH-05
1 : 25

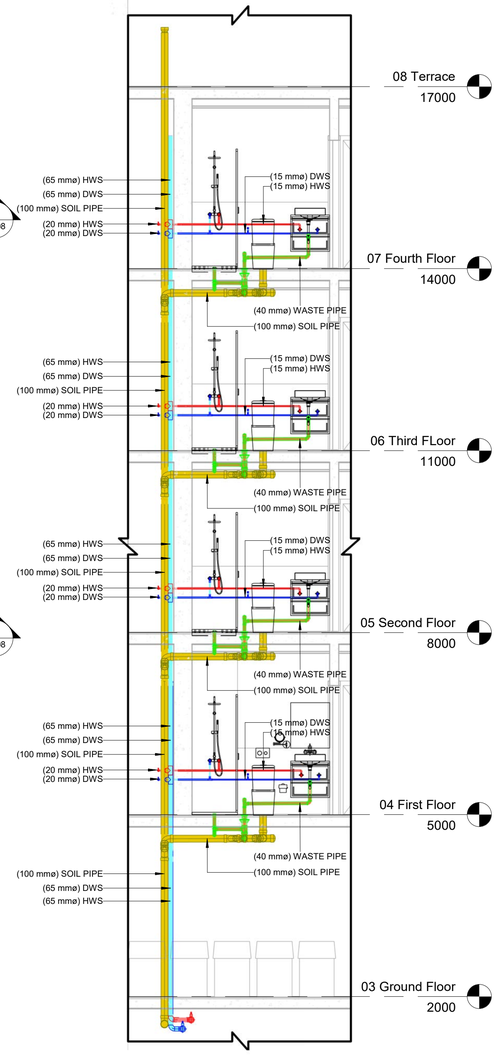

7 SECTION A (SH-05)
1 : 50

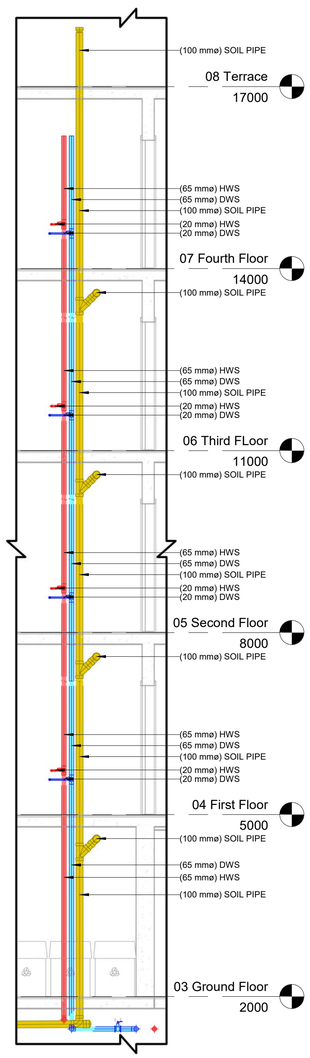

8 SECTION B (SH-05)
1 : 50

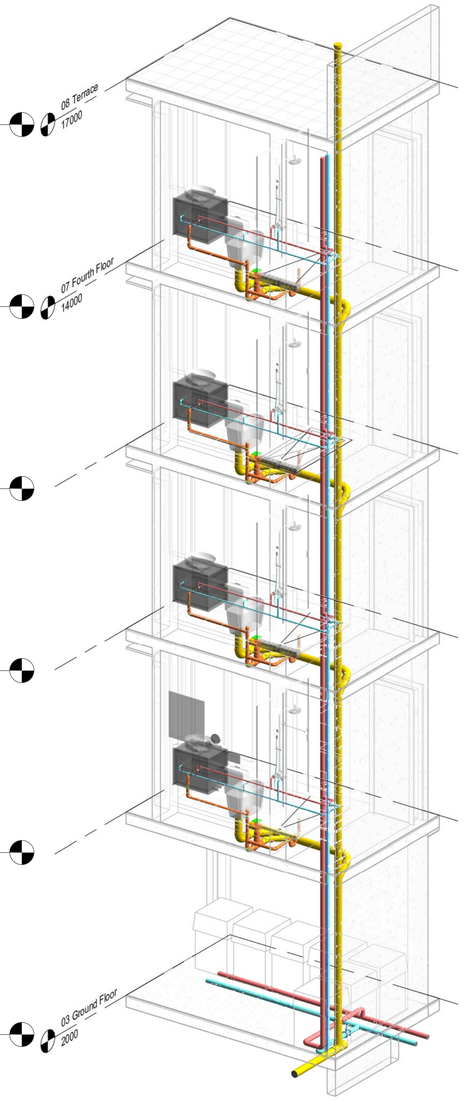

9 SH-05 3D VIEW

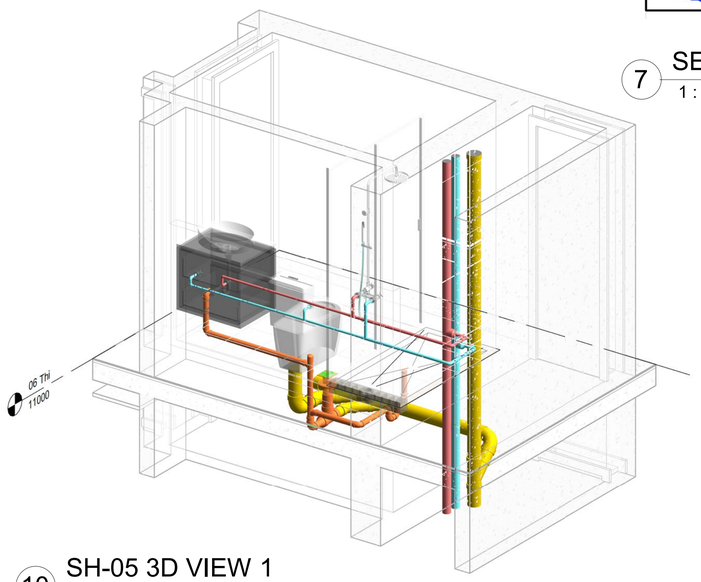

10 SH-05 3D VIEW 1

PLUMBING COLOUR LEGEND		PIPE SIZES
	Domestic Hot Water Supply (HWS)	15Ø, 20Ø, 25Ø, 32Ø, 40Ø, 50Ø, 65Ø.
	Domestic Cold Water Supply (DWS)	15Ø, 20Ø, 25Ø, 32Ø, 40Ø, 50Ø, 65Ø.
	Soil Pipe	100Ø, 150Ø.
	Waste Pipe	40Ø, 50Ø, 80Ø.
	Strome Water Pipe	80Ø, 100Ø.
	HVAC Drain Pipe	20Ø.
	HVAC Supply Pipe	10Ø.
	HVAC Supply Gas Pipe	15Ø.
	Fire Protection Wet	25Ø, 32Ø, 40Ø,100Ø.
	FIRE HYDRANT	50Ø, 100Ø.
	Fire Drain	80Ø, 100Ø.

SHAFT LEGEND	
SH	PLUMBING SHAFT
GF	GROUND FLOOR LEVEL
FF	FIRST FLOOR LEVEL
SF	SECOND FLOOR LEVEL
TF	THIRD FLOOR LEVEL
FTF	FORTH FLOOR LEVEL
TERF	TERRACE FLOOR LEVEL

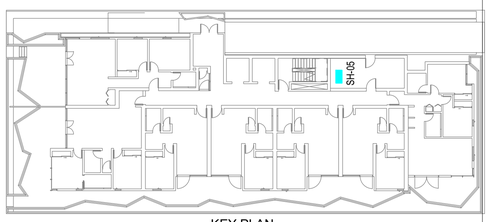

KEY PLAN

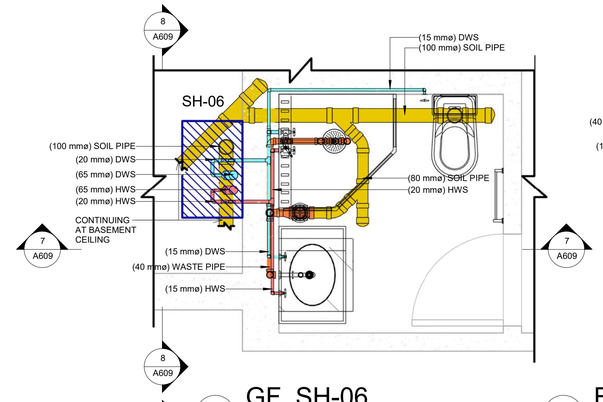

1 GF_SH-06
1 : 25

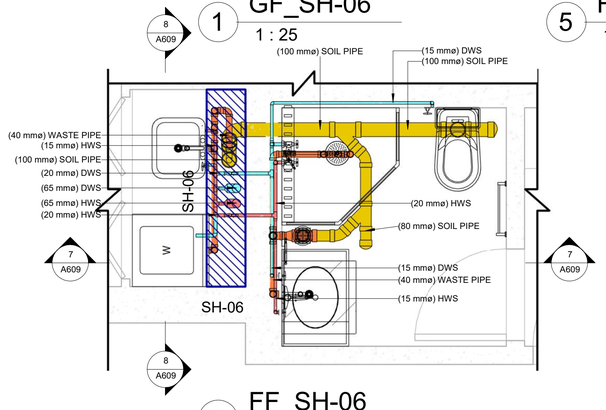

2 FF_SH-06
1 : 25

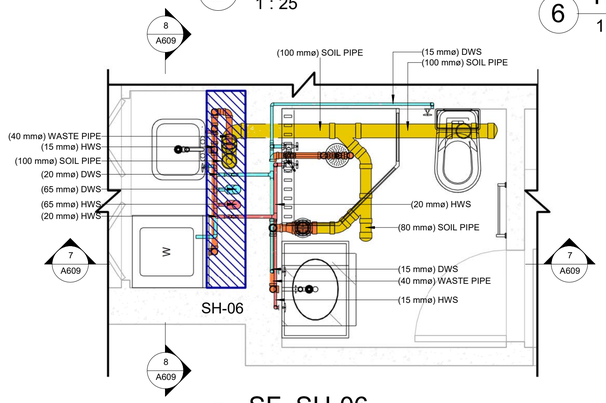

3 SF_SH-06
1 : 25

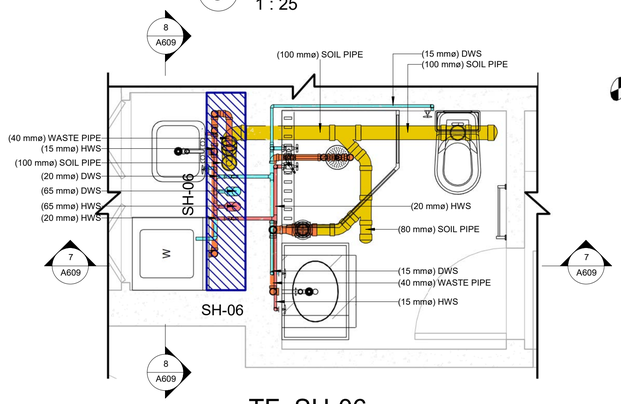

4 TF_SH-06
1 : 25

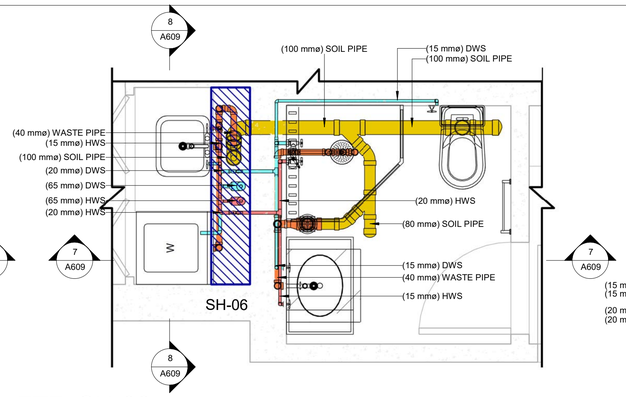

5 FTF_SH-06
1 : 25

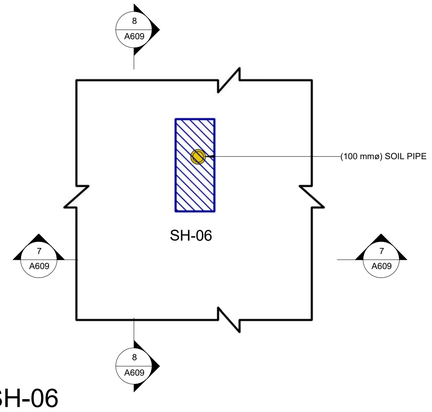

6 TERF_SH-06
1 : 25

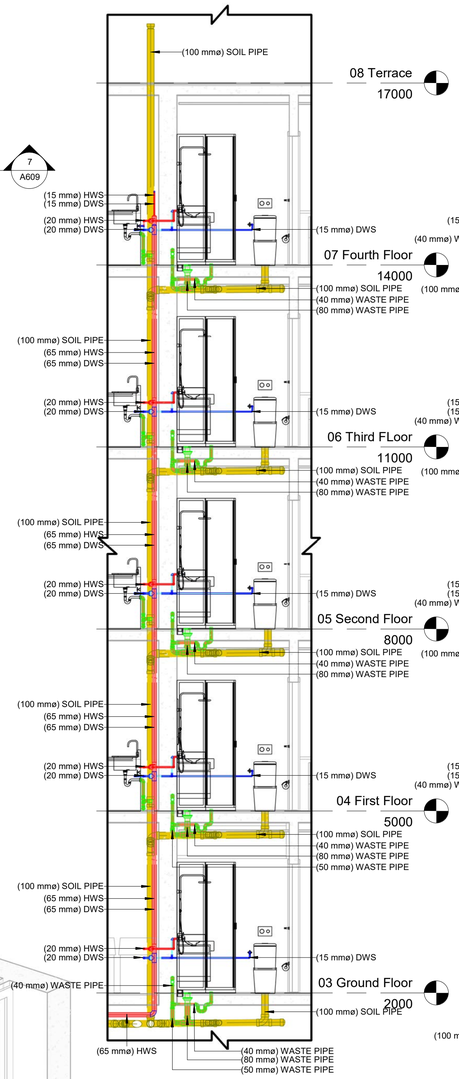

7 SECTION A (SH-06)
1 : 50

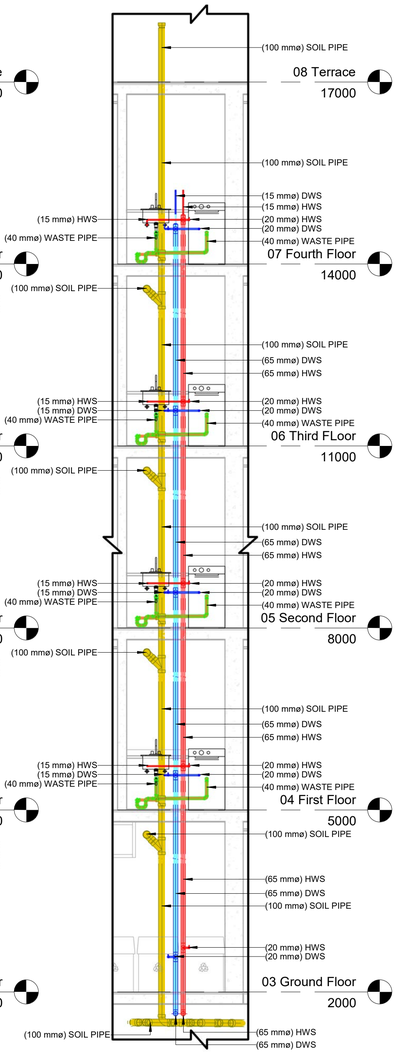

8 SECTION B (SH-06)
1 : 50

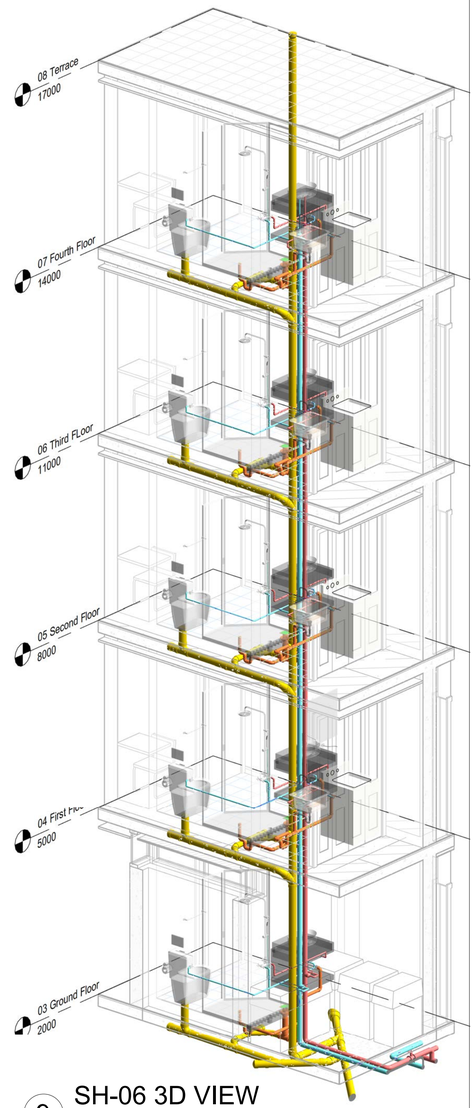

9 SH-06 3D VIEW

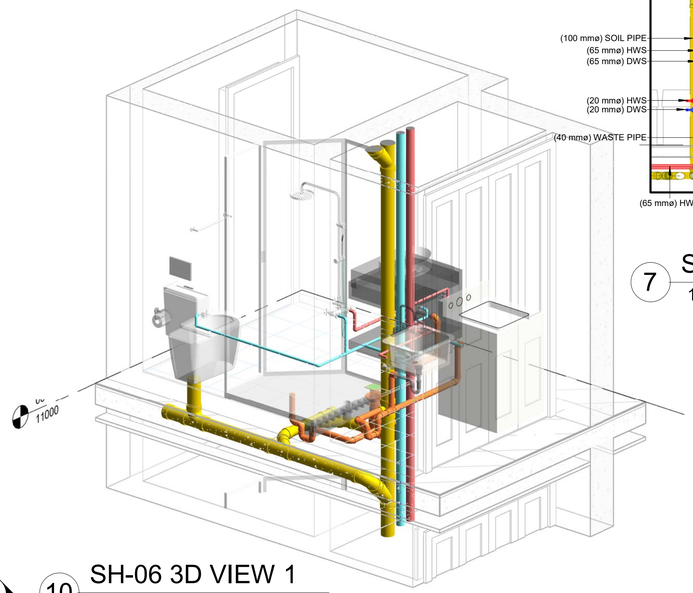

10 SH-06 3D VIEW 1

SHAFT LEGEND

SH	PLUMBING SHAFT
GF	GROUND FLOOR LEVEL
FF	FIRST FLOOR LEVEL
SF	SECOND FLOOR LEVEL
TF	THIRD FLOOR LEVEL
FTF	FORTH FLOOR LEVEL
TERF	TERRACE FLOOR LEVEL

PLUMBING COLOUR LEGEND		PIPE SIZES
	Domestic Hot Water Supply (HWS)	15Ø, 20Ø, 25Ø, 32Ø, 40Ø, 50Ø, 65Ø.
	Domestic Cold Water Supply (DWS)	15Ø, 20Ø, 25Ø, 32Ø, 40Ø, 50Ø, 65Ø.
	Soil Pipe	100Ø, 150Ø.
	Waste Pipe	40Ø, 50Ø, 80Ø.
	Strome Water Pipe	80Ø, 100Ø.
	HVAC Drain Pipe	20Ø.
	HVAC Supply Pipe	10Ø.
	HVAC Supply Gas Pipe	15Ø.
	Fire Protection Wet	25Ø, 32Ø, 40Ø,100Ø.
	FIRE HYDRANT	50Ø, 100Ø.
	Fire Drain	80Ø, 100Ø.

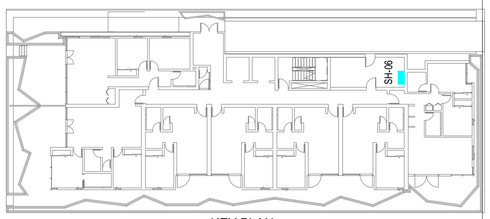

KEY PLAN

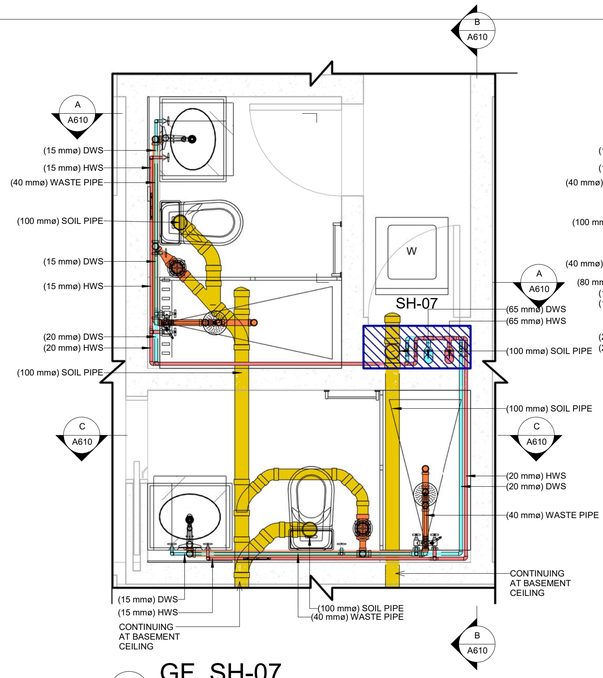

1 GF_SH-07
1 : 25

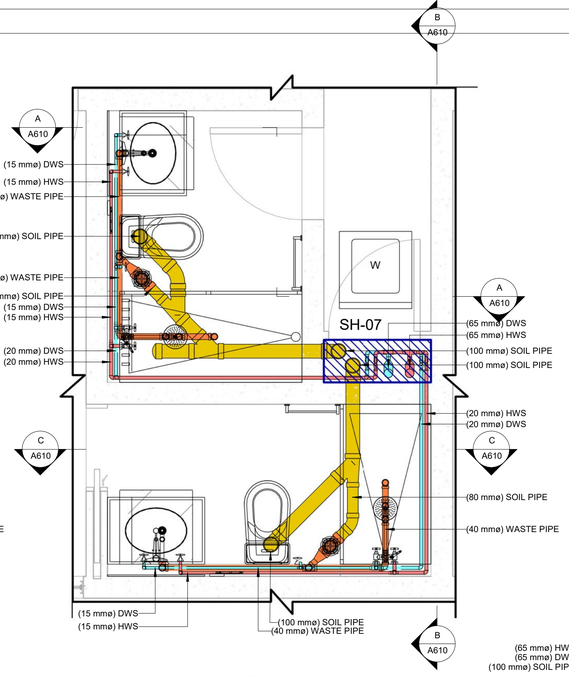

2 FF_SH-07
1 : 25

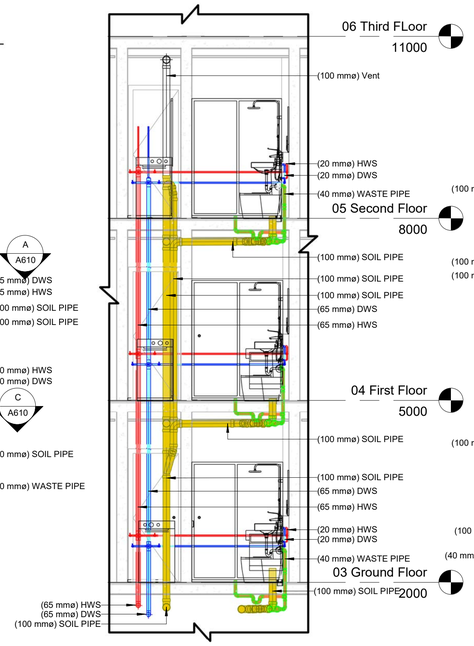

A SECTION A (SH-07)
1 : 50

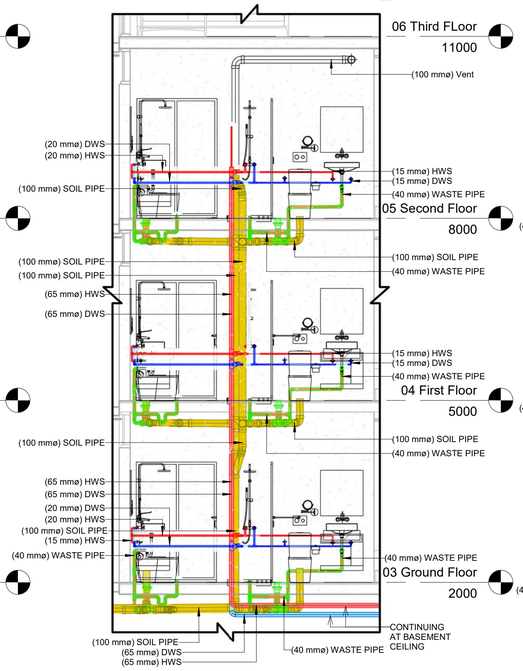

B SECTION B (SH-07)
1 : 50

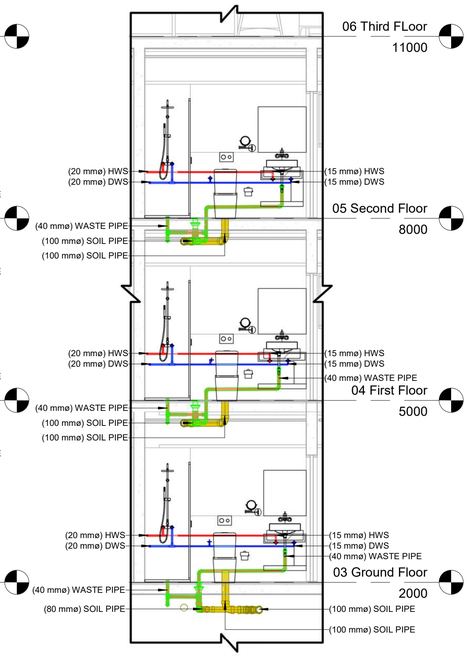

C SECTION C (SH-07)
1 : 50

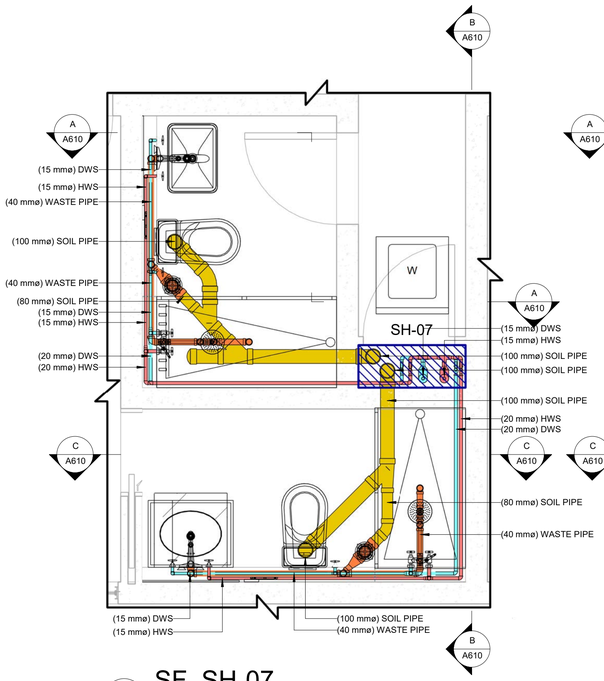

3 SF_SH-07
1 : 25

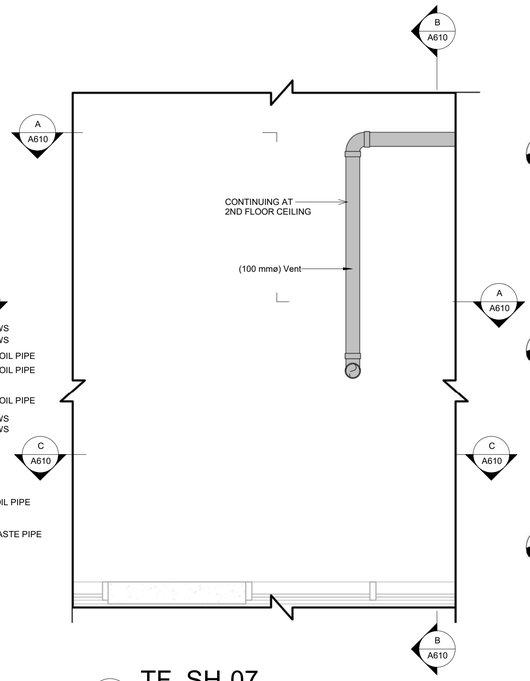

4 TF_SH-07
1 : 25

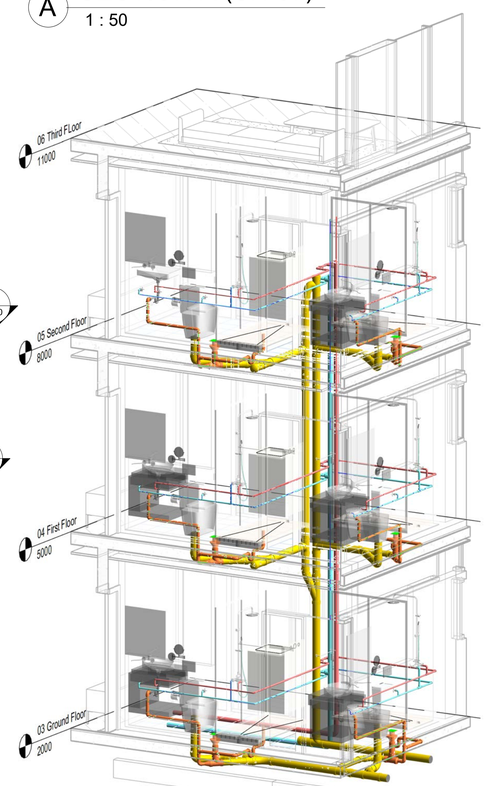

5 SH-07 3D VIEW

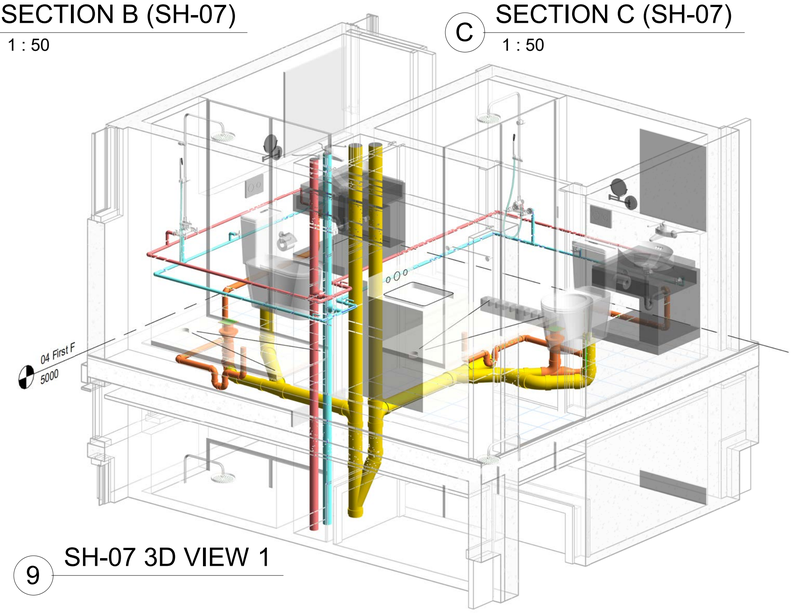

9 SH-07 3D VIEW 1

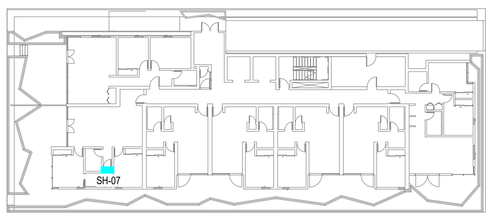

KEY PLAN

PLUMBING COLOUR LEGEND	PIPE SIZES
Domestic Hot Water Supply (HWS)	15Ø, 20Ø, 25Ø, 32Ø, 40Ø, 50Ø, 65Ø.
Domestic Cold Water Supply (DWS)	15Ø, 20Ø, 25Ø, 32Ø, 40Ø, 50Ø, 65Ø.
Soil Pipe	100Ø, 150Ø.
Waste Pipe	40Ø, 50Ø, 80Ø.
Strome Water Pipe	80Ø, 100Ø.
HVAC Drain Pipe	20Ø.
HVAC Supply Pipe	10Ø.
HVAC Supply Gas Pipe	15Ø.
Fire Protection Wet	25Ø, 32Ø, 40Ø,100Ø.
FIRE HYDRANT	50Ø, 100Ø.
Fire Drain	80Ø, 100Ø.

SHAFT LEGEND	
SH	PLUMBING SHAFT
GF	GROUND FLOOR LEVEL
FF	FIRST FLOOR LEVEL
SF	SECOND FLOOR LEVEL
TF	THIRD FLOOR LEVEL
FTF	FORTH FLOOR LEVEL
TERF	TERRACE FLOOR LEVEL

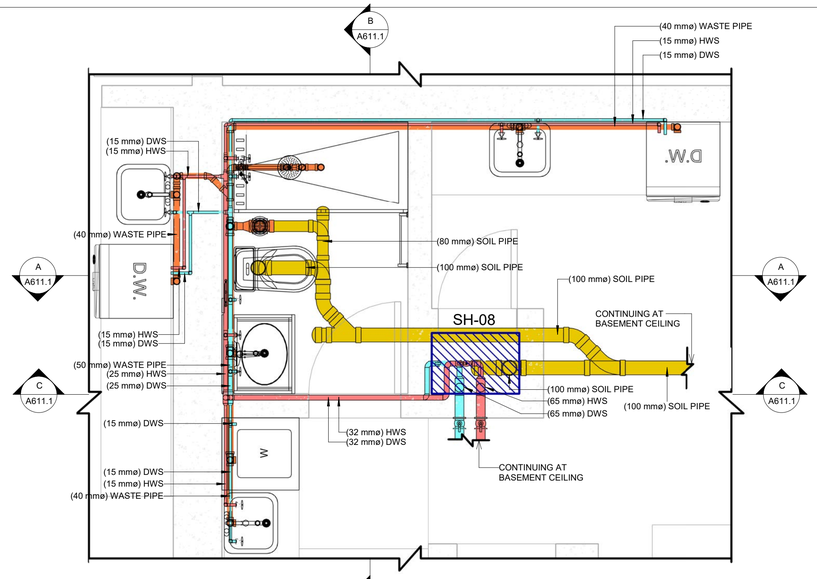

1 GF_SH-08
1 : 25

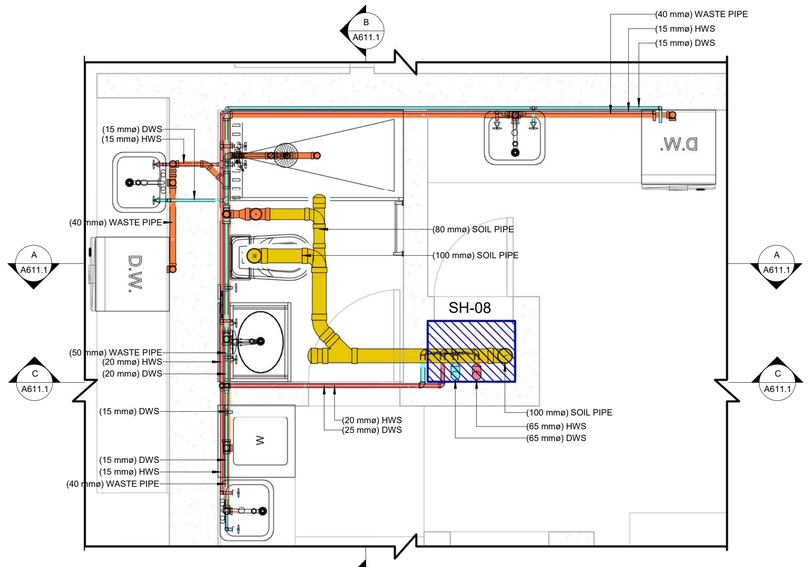

2 FF_SH-08
1 : 25

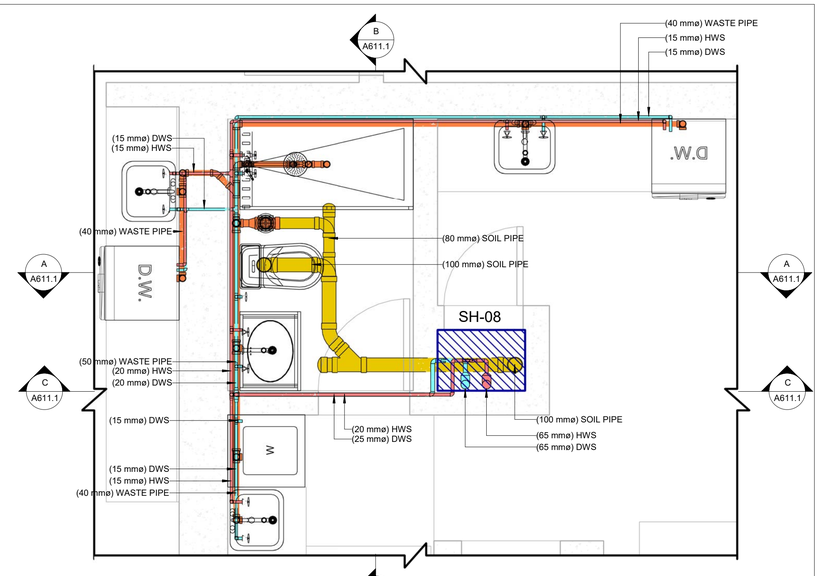

3 SF_SH-08
1 : 25

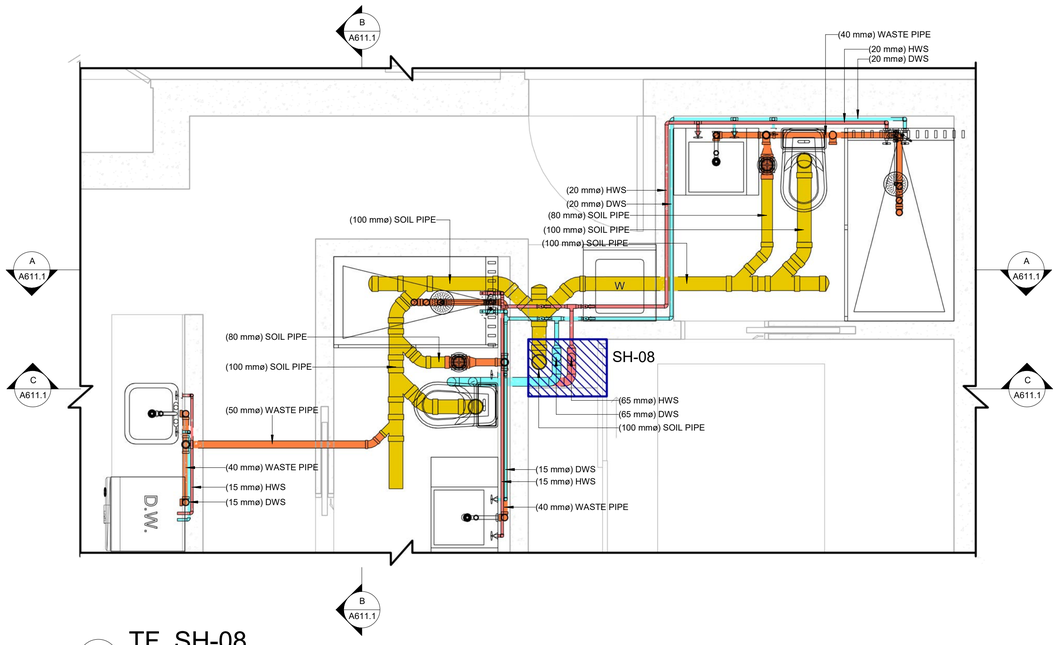

4 TF_SH-08
1 : 25

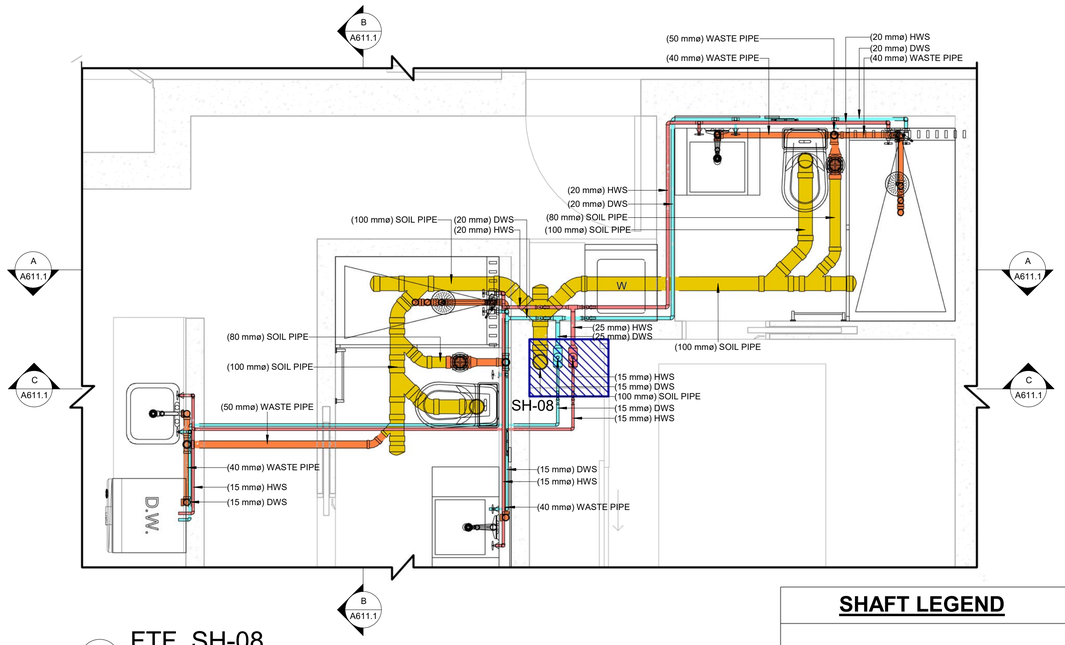

5 FTF_SH-08
1 : 25

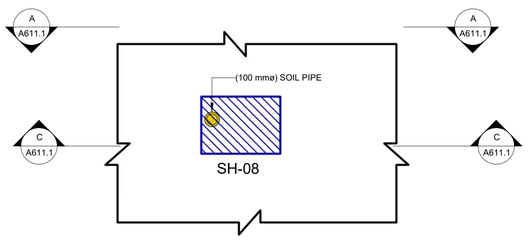

6 TERF_SH-08
1 : 25

SHAFT LEGEND

SH	PLUMBING SHAFT
GF	GROUND FLOOR LEVEL
FF	FIRST FLOOR LEVEL
SF	SECOND FLOOR LEVEL
TF	THIRD FLOOR LEVEL
FTF	FORTH FLOOR LEVEL
TERF	TERRACE FLOOR LEVEL

PLUMBING COLOUR LEGEND	PIPE SIZES
Domestic Hot Water Supply (HWS)	15Ø, 20Ø, 25Ø, 32Ø, 40Ø, 50Ø, 65Ø.
Domestic Cold Water Supply (DWS)	15Ø, 20Ø, 25Ø, 32Ø, 40Ø, 50Ø, 65Ø.
Soil Pipe	100Ø, 150Ø.
Waste Pipe	40Ø, 50Ø, 80Ø.
Strome Water Pipe	80Ø, 100Ø.
HVAC Drain Pipe	20Ø.
HVAC Supply Pipe	10Ø.
HVAC Supply Gas Pipe	15Ø.
Fire Protection Wet	25Ø, 32Ø, 40Ø,100Ø.
FIRE HYDRANT	50Ø, 100Ø.
Fire Drain	80Ø, 100Ø.

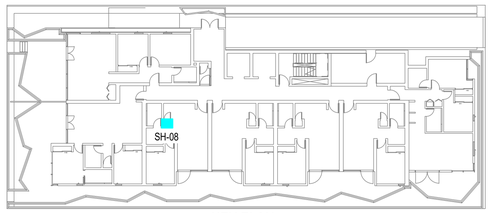

KEY PLAN

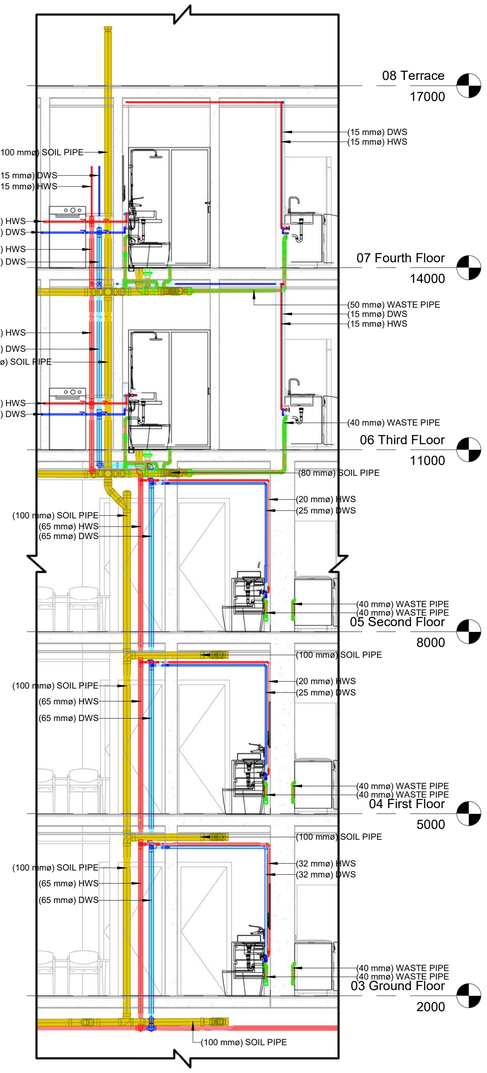

A SECTION A (SH-08)
1 : 50

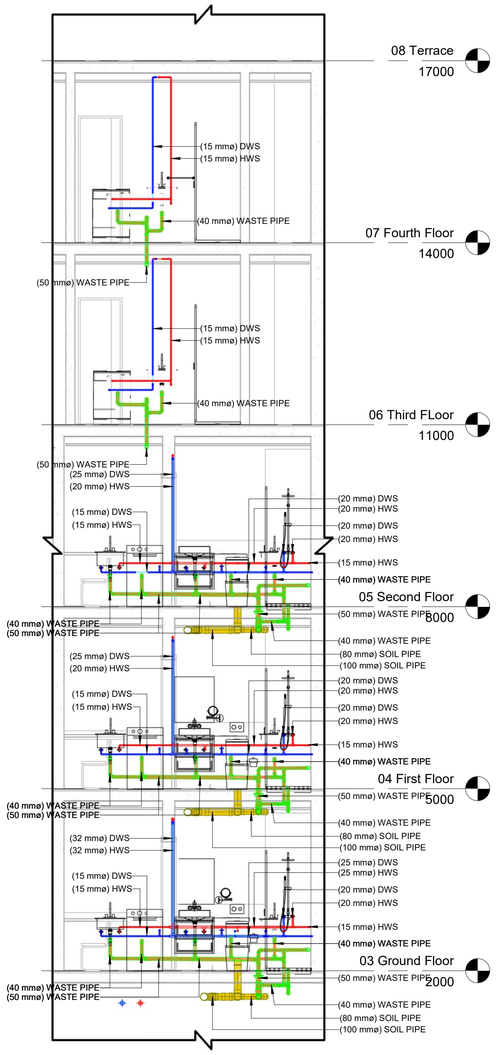

B SECTION B (SH-08)
1 : 50

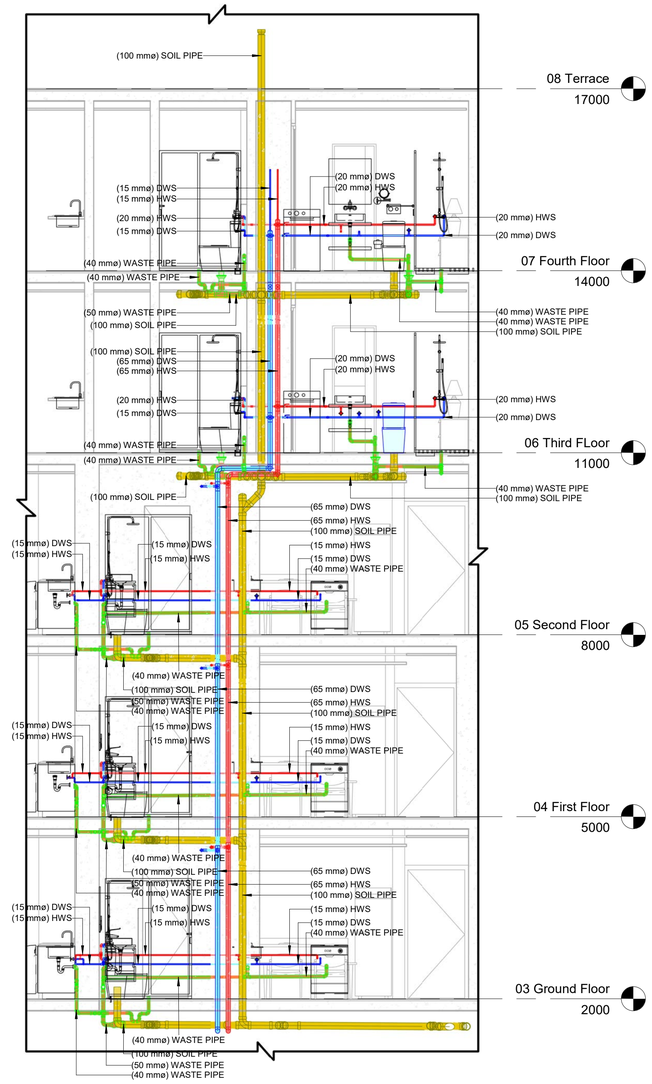

C SECTION C (SH-08)
1 : 50

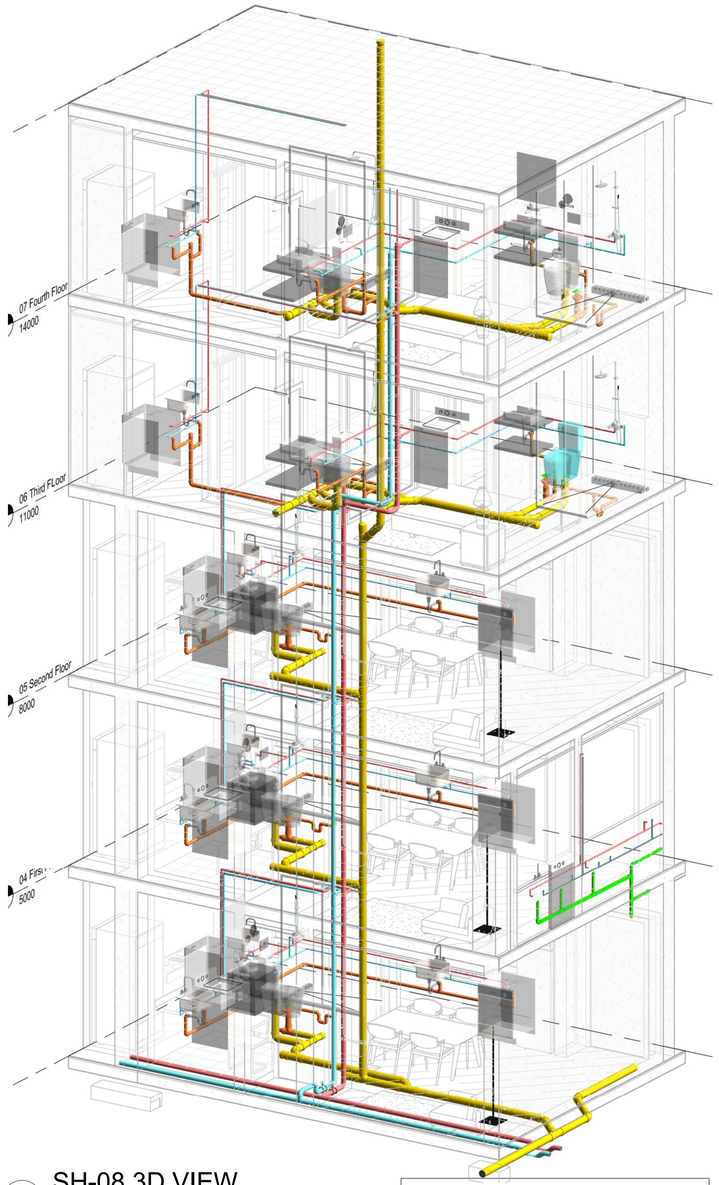

1 SH-08 3D VIEW

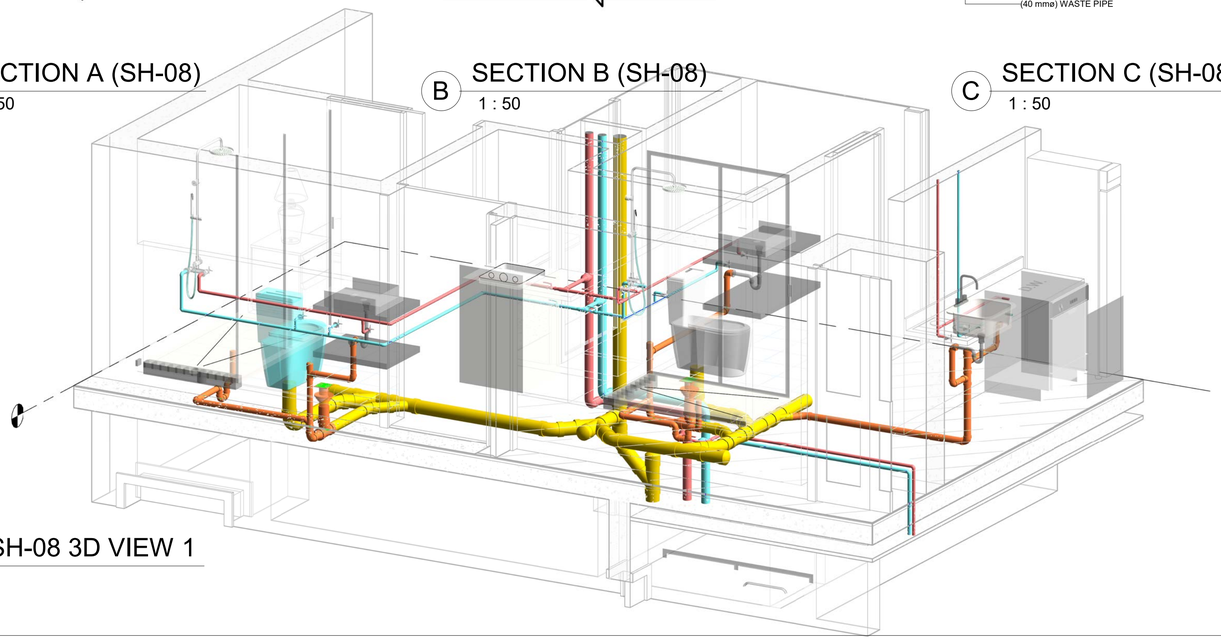

2 SH-08 3D VIEW 1

SHAFT LEGEND

SH	PLUMBING SHAFT
GF	GROUND FLOOR LEVEL
FF	FIRST FLOOR LEVEL
SF	SECOND FLOOR LEVEL
TF	THIRD FLOOR LEVEL
FTF	FORTH FLOOR LEVEL
TERF	TERRACE FLOOR LEVEL

PLUMBING COLOUR LEGEND	PIPE SIZES
Domestic Hot Water Supply (HWS)	15Ø, 20Ø, 25Ø, 32Ø, 40Ø, 50Ø, 65Ø.
Domestic Cold Water Supply (DWS)	15Ø, 20Ø, 25Ø, 32Ø, 40Ø, 50Ø, 65Ø.
Soil Pipe	100Ø, 150Ø.
Waste Pipe	40Ø, 50Ø, 80Ø.
Strome Water Pipe	80Ø, 100Ø.
HVAC Drain Pipe	20Ø.
HVAC Supply Pipe	10Ø.
HVAC Supply Gas Pipe	15Ø.
Fire Protection Wet	25Ø, 32Ø, 40Ø,100Ø.
FIRE HYDRANT	50Ø, 100Ø.
Fire Drain	80Ø, 100Ø.

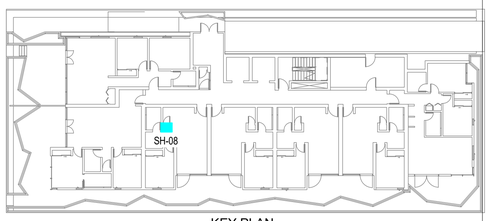

KEY PLAN

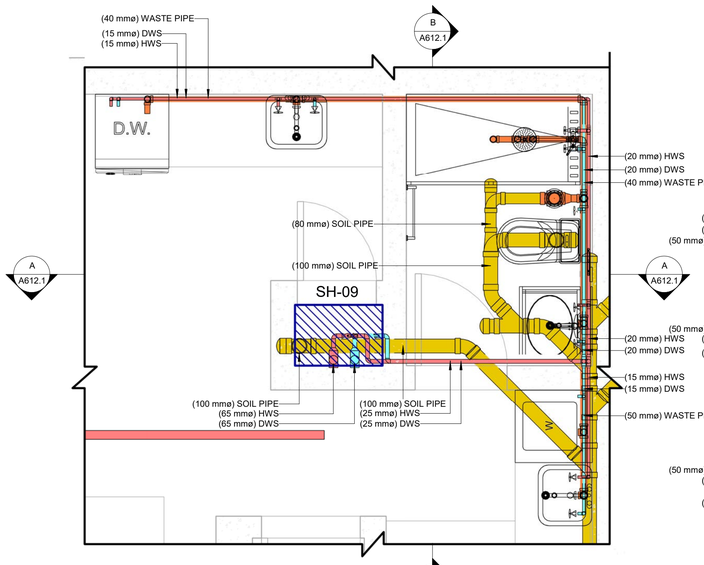

1 GF_SH-09
1 : 25

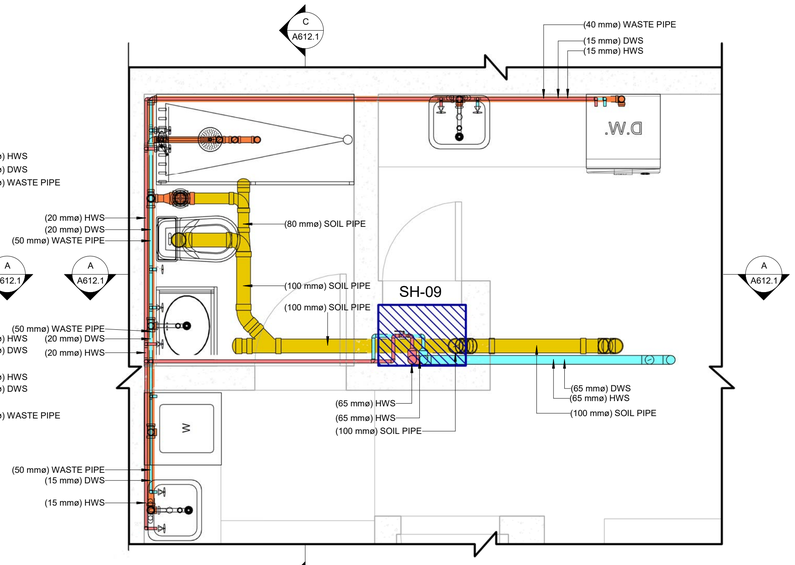

2 FF_SH-09
1 : 25

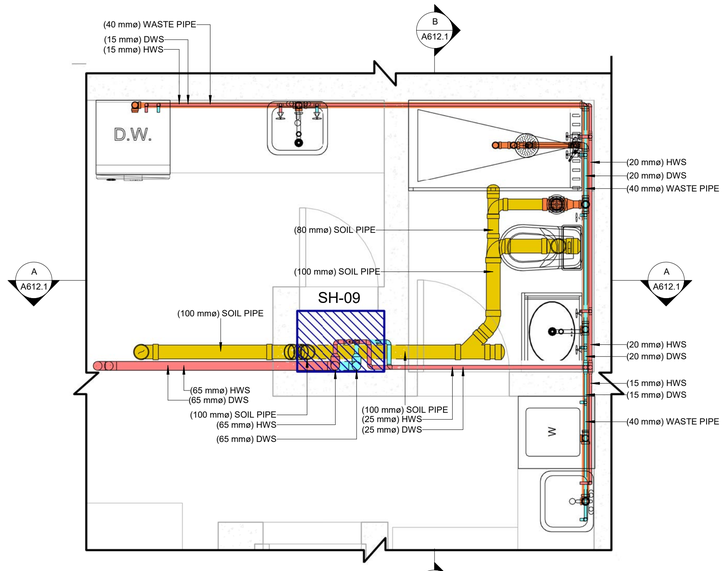

3 SF_SH-09
1 : 25

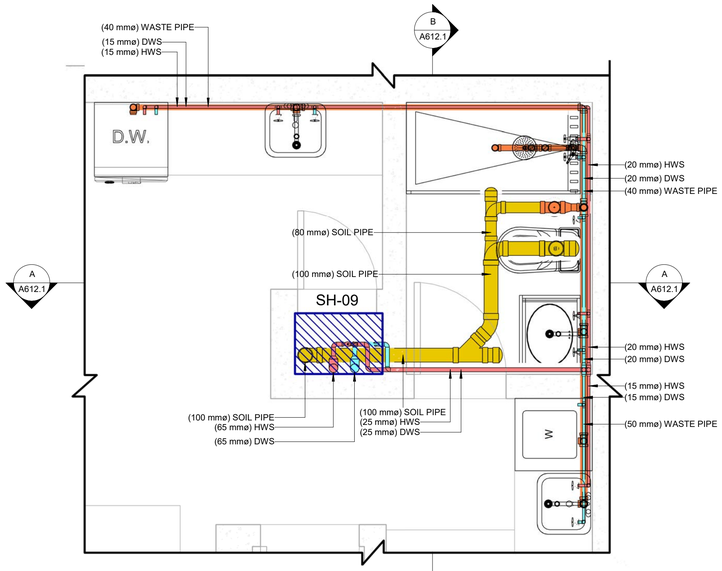

4 TF_SH-09
1 : 25

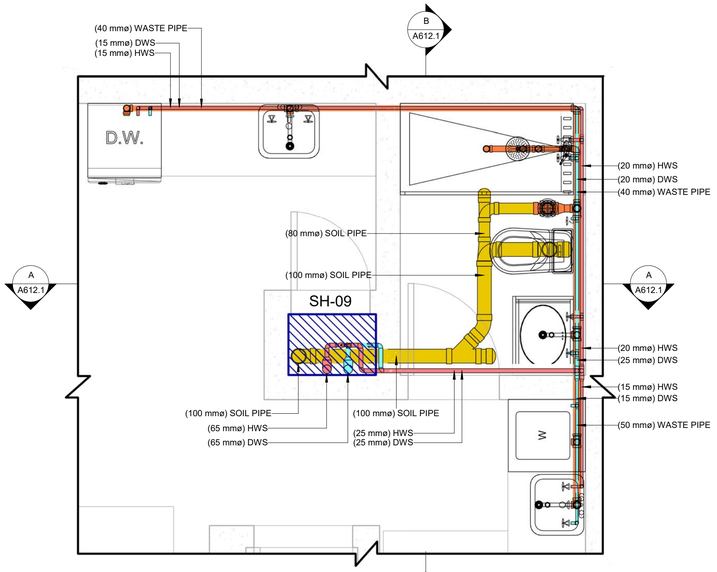

5 FTF_SH-09
1 : 25

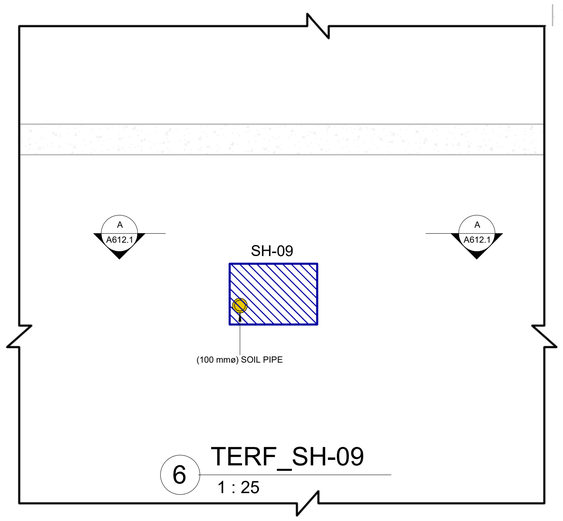

6 TERF_SH-09
1 : 25

SHAFT LEGEND

SH	PLUMBING SHAFT
GF	GROUND FLOOR LEVEL
FF	FIRST FLOOR LEVEL
SF	SECOND FLOOR LEVEL
TF	THIRD FLOOR LEVEL
FTF	FORTH FLOOR LEVEL
TERF	TERRACE FLOOR LEVEL

PLUMBING COLOUR LEGEND	PIPE SIZES
Domestic Hot Water Supply (HWS)	15Ø, 20Ø, 25Ø, 32Ø, 40Ø, 50Ø, 65Ø.
Domestic Cold Water Supply (DWS)	15Ø, 20Ø, 25Ø, 32Ø, 40Ø, 50Ø, 65Ø.
Soil Pipe	100Ø, 150Ø.
Waste Pipe	40Ø, 50Ø, 80Ø.
Strome Water Pipe	80Ø, 100Ø.
HVAC Drain Pipe	20Ø.
HVAC Supply Pipe	10Ø.
HVAC Supply Gas Pipe	15Ø.
Fire Protection Wet	25Ø, 32Ø, 40Ø,100Ø.
FIRE HYDRANT	50Ø, 100Ø.
Fire Drain	80Ø, 100Ø.

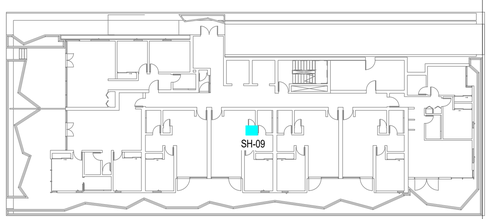

KEY PLAN

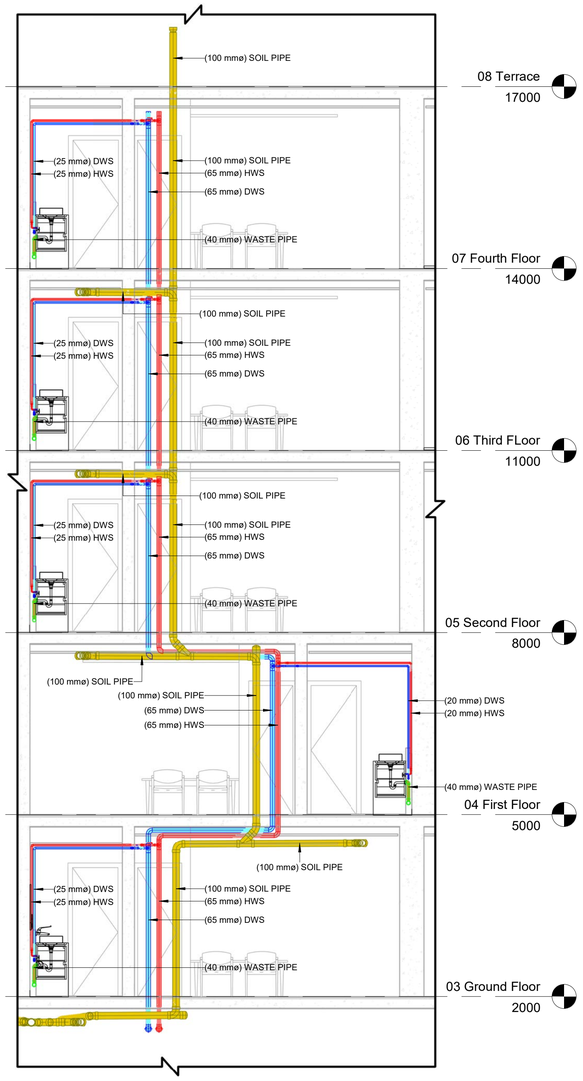

A SECTION A (SH-09)
1 : 50

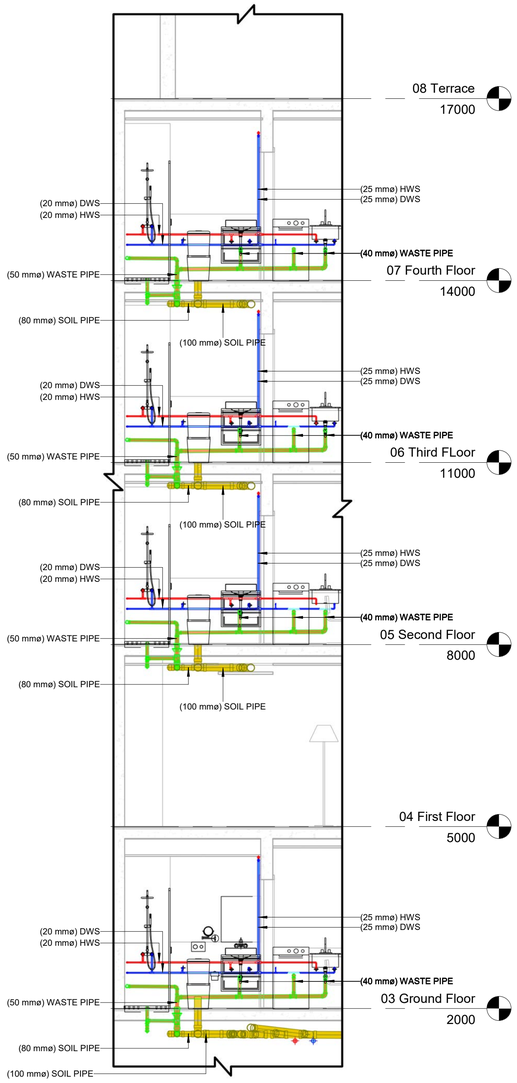

B SECTION B (SH-09)
1 : 50

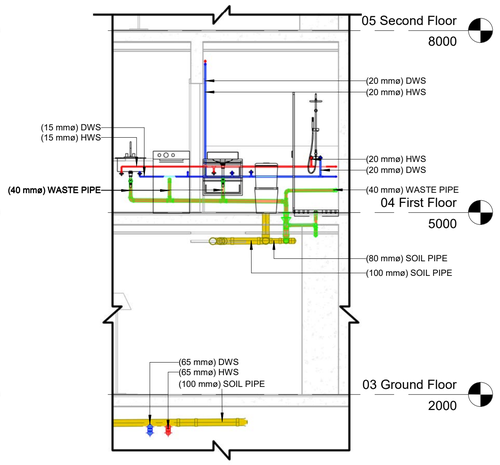

C SECTION C (SH-09)
1 : 50

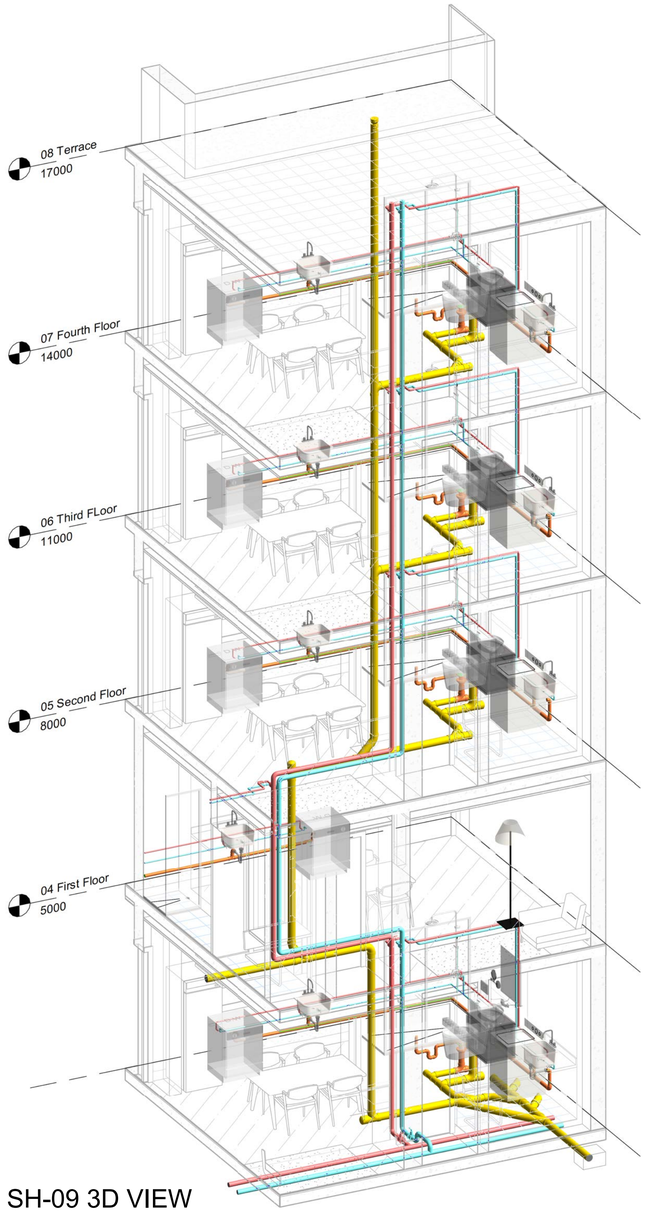

1 SH-09 3D VIEW

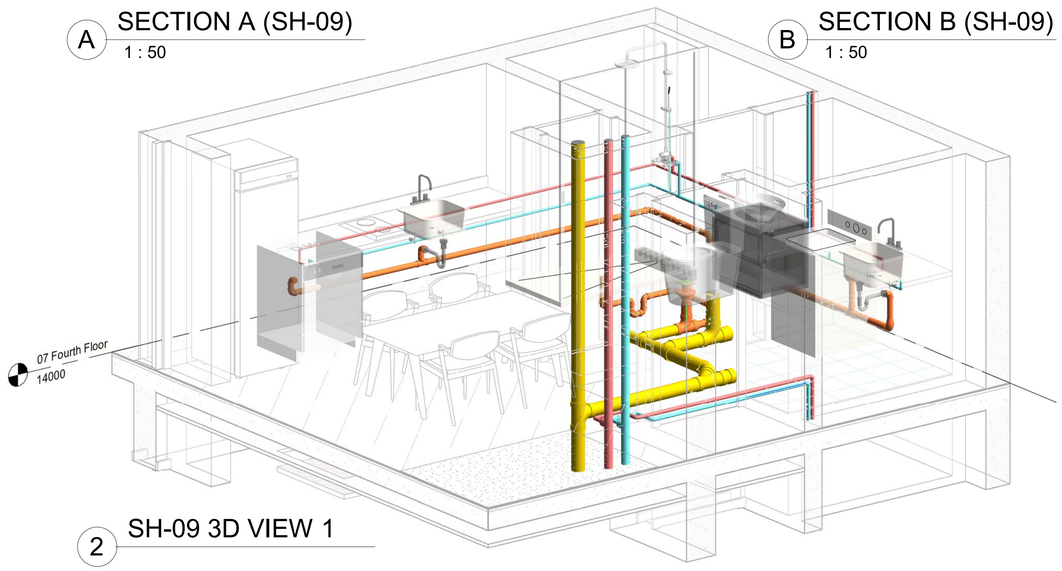

2 SH-09 3D VIEW 1

PLUMBING COLOUR LEGEND	PIPE SIZES
Domestic Hot Water Supply (HWS)	15Ø, 20Ø, 25Ø, 32Ø, 40Ø, 50Ø, 65Ø.
Domestic Cold Water Supply (DWS)	15Ø, 20Ø, 25Ø, 32Ø, 40Ø, 50Ø, 65Ø.
Soil Pipe	100Ø, 150Ø.
Waste Pipe	40Ø, 50Ø, 80Ø.
Strome Water Pipe	80Ø, 100Ø.
HVAC Drain Pipe	20Ø.
HVAC Supply Pipe	10Ø.
HVAC Supply Gas Pipe	15Ø.
Fire Protection Wet	25Ø, 32Ø, 40Ø,100Ø.
FIRE HYDRANT	50Ø, 100Ø.
Fire Drain	80Ø, 100Ø.

SHAFT LEGEND	
SH	PLUMBING SHAFT
GF	GROUND FLOOR LEVEL
FF	FIRST FLOOR LEVEL
SF	SECOND FLOOR LEVEL
TF	THIRD FLOOR LEVEL
FTF	FORTH FLOOR LEVEL
TERF	TERRACE FLOOR LEVEL

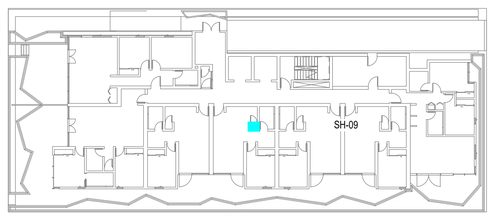

KEY PLAN

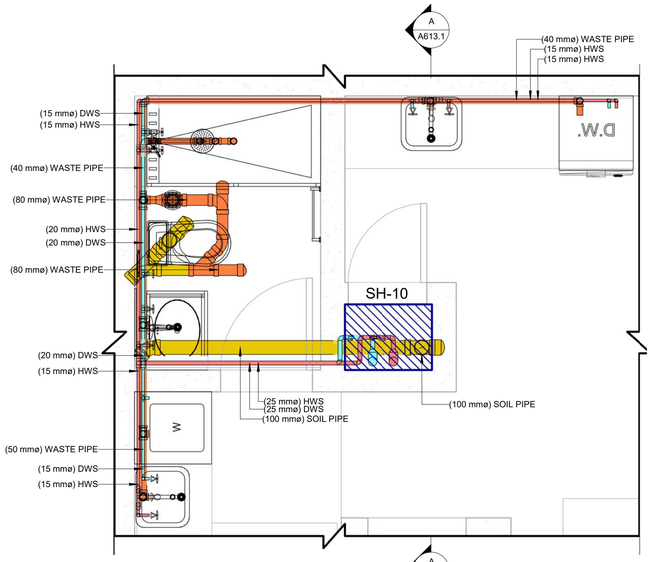

1 GF_SH-10
1 : 25

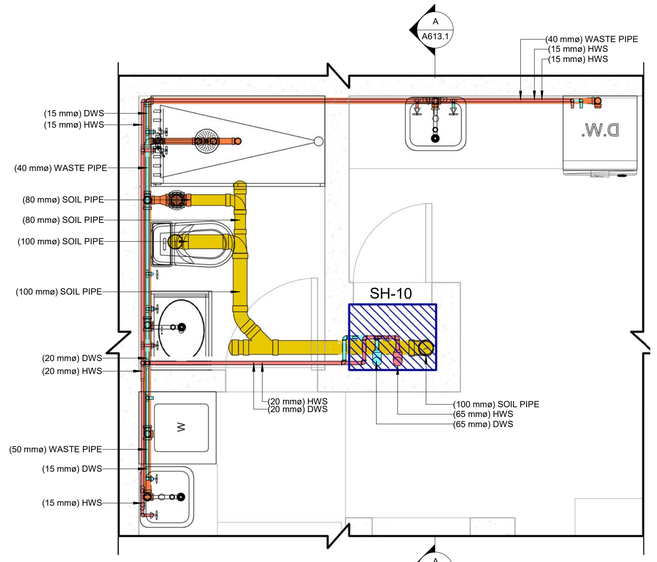

2 FF_SH-10
1 : 25

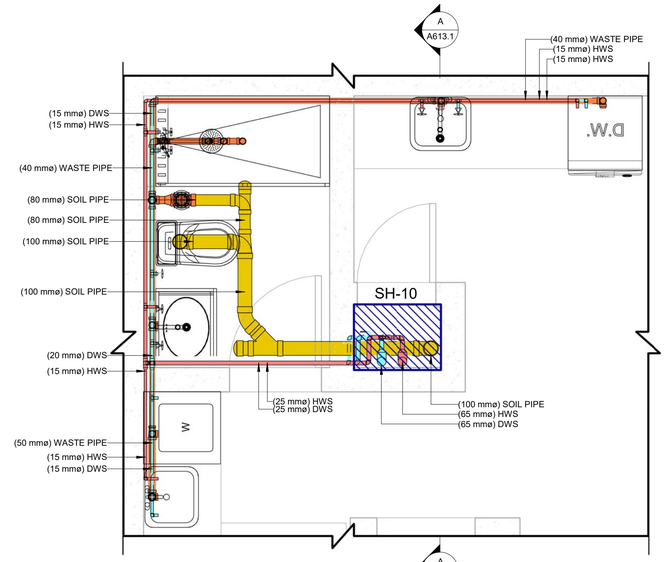

3 SF_SH-10
1 : 25

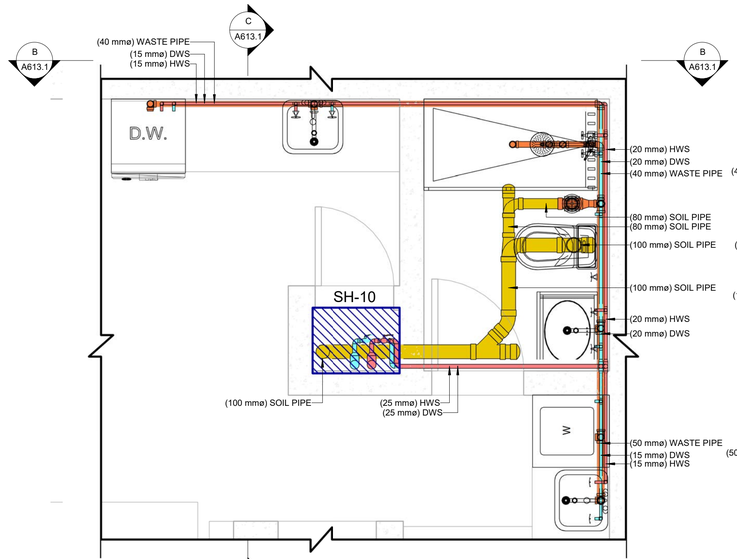

4 TF_SH-10
1 : 25

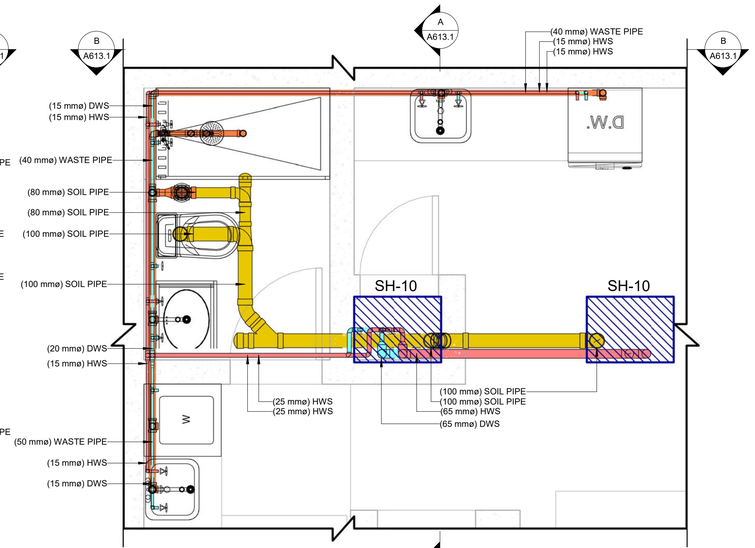

5 FTF_SH-10
1 : 25

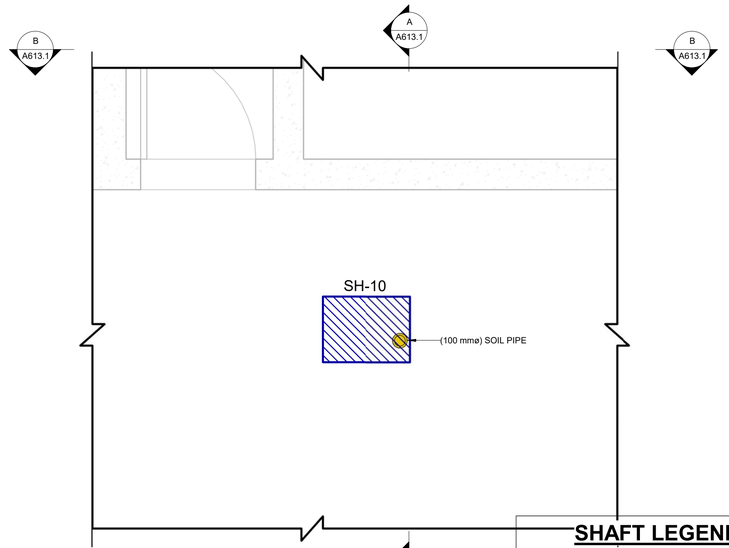

6 TERF_SH-10
1 : 25

PLUMBING COLOUR LEGEND / PIPE SIZES

		PIPE SIZES
	Domestic Hot Water Supply (HWS)	15Ø, 20Ø, 25Ø, 32Ø, 40Ø, 50Ø, 65Ø.
	Domestic Cold Water Supply (DWS)	15Ø, 20Ø, 25Ø, 32Ø, 40Ø, 50Ø, 65Ø.
	Soil Pipe	100Ø, 150Ø.
	Waste Pipe	40Ø, 50Ø, 80Ø.
	Strome Water Pipe	80Ø, 100Ø.
	HVAC Drain Pipe	20Ø.
	HVAC Supply Pipe	10Ø.
	HVAC Supply Gas Pipe	15Ø.
	Fire Protection Wet	25Ø, 32Ø, 40Ø,100Ø.
	FIRE HYDRANT	50Ø, 100Ø.
	Fire Drain	80Ø, 100Ø.

SHAFT LEGEND

SH	PLUMBING SHAFT
GF	GROUND FLOOR LEVEL
FF	FIRST FLOOR LEVEL
SF	SECOND FLOOR LEVEL
TF	THIRD FLOOR LEVEL
FTF	FORTH FLOOR LEVEL
TERF	TERRACE FLOOR LEVEL

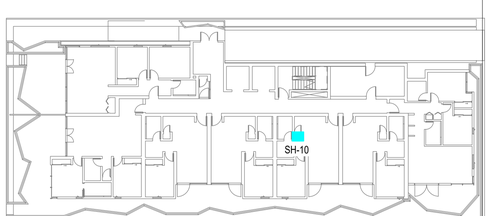

KEY PLAN

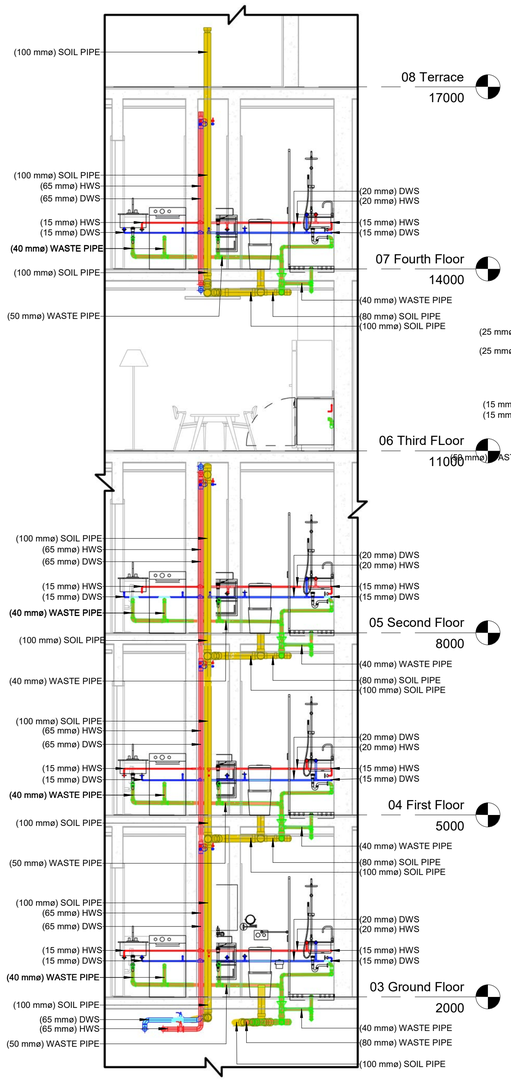

A SECTION A (SH-10)
1 : 50

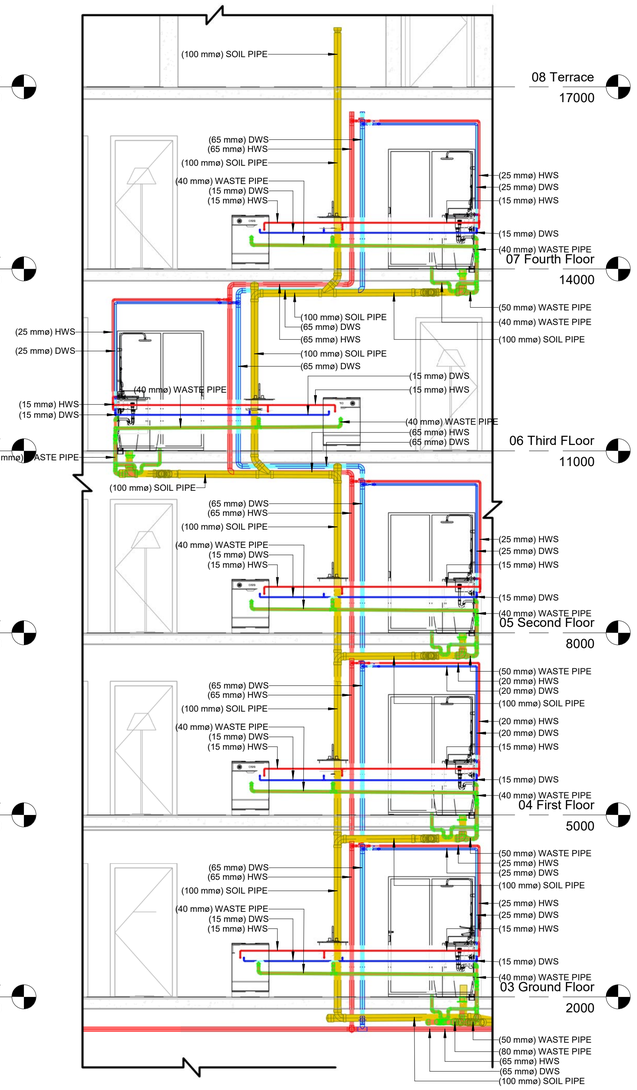

B SECTION B (SH-10)
1 : 50

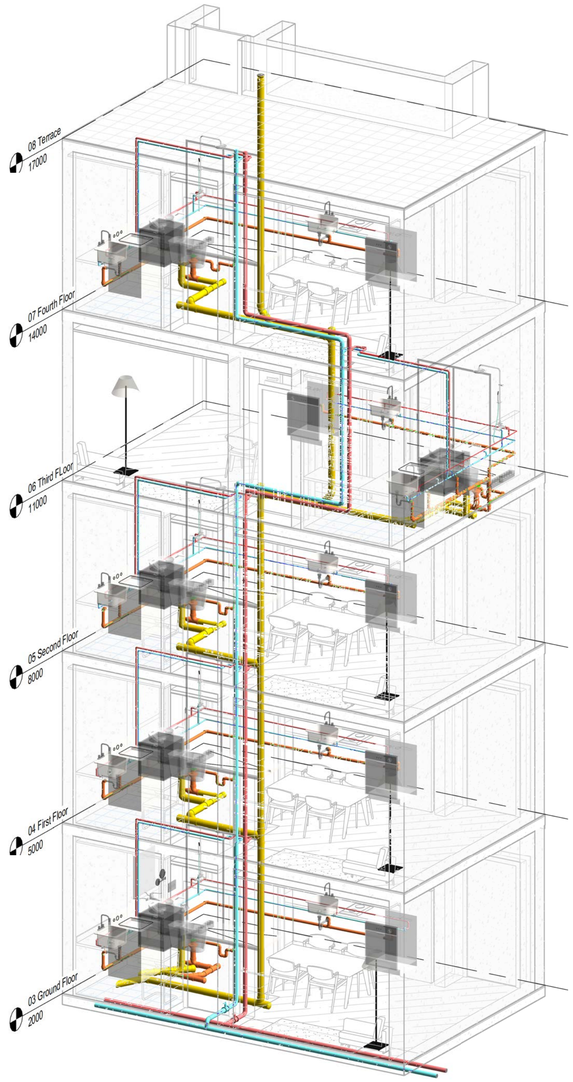

4 SH-10 3D VIEW

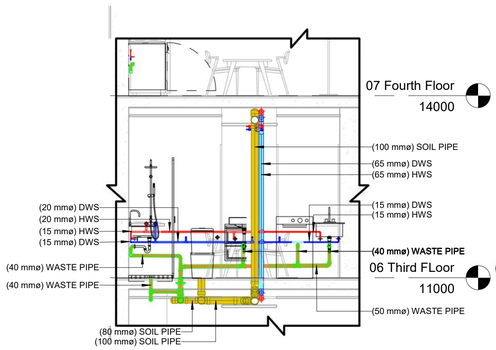

C SECTION C (SH-10)
1 : 50

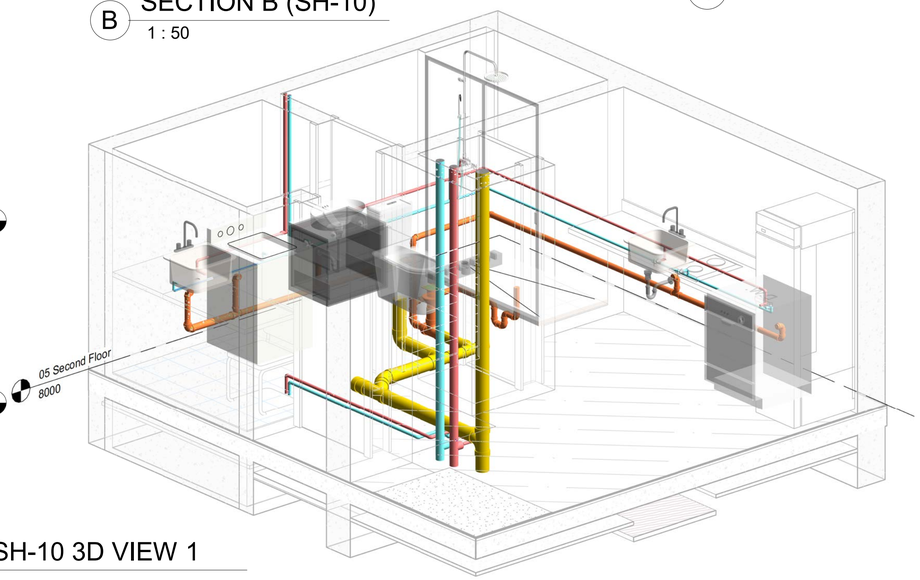

1 SH-10 3D VIEW 1

PLUMBING COLOUR LEGEND / PIPE SIZES

	PLUMBING COLOUR LEGEND	PIPE SIZES
	Domestic Hot Water Supply (HWS)	15Ø, 20Ø, 25Ø, 32Ø, 40Ø, 50Ø, 65Ø.
	Domestic Cold Water Supply (DWS)	15Ø, 20Ø, 25Ø, 32Ø, 40Ø, 50Ø, 65Ø.
	Soil Pipe	100Ø, 150Ø.
	Waste Pipe	40Ø, 50Ø, 80Ø.
	Strome Water Pipe	80Ø, 100Ø.
	HVAC Drain Pipe	20Ø.
	HVAC Supply Pipe	10Ø.
	HVAC Supply Gas Pipe	15Ø.
	Fire Protection Wet	25Ø, 32Ø, 40Ø,100Ø.
	FIRE HYDRANT	50Ø, 100Ø.
	Fire Drain	80Ø, 100Ø.

SHAFT LEGEND

SH	PLUMBING SHAFT
GF	GROUND FLOOR LEVEL
FF	FIRST FLOOR LEVEL
SF	SECOND FLOOR LEVEL
TF	THIRD FLOOR LEVEL
FTF	FORTH FLOOR LEVEL
TERF	TERRACE FLOOR LEVEL

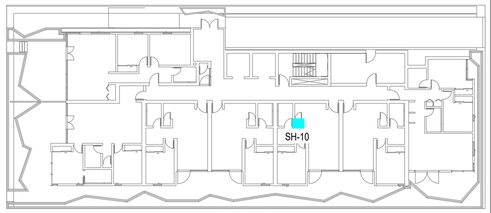

KEY PLAN

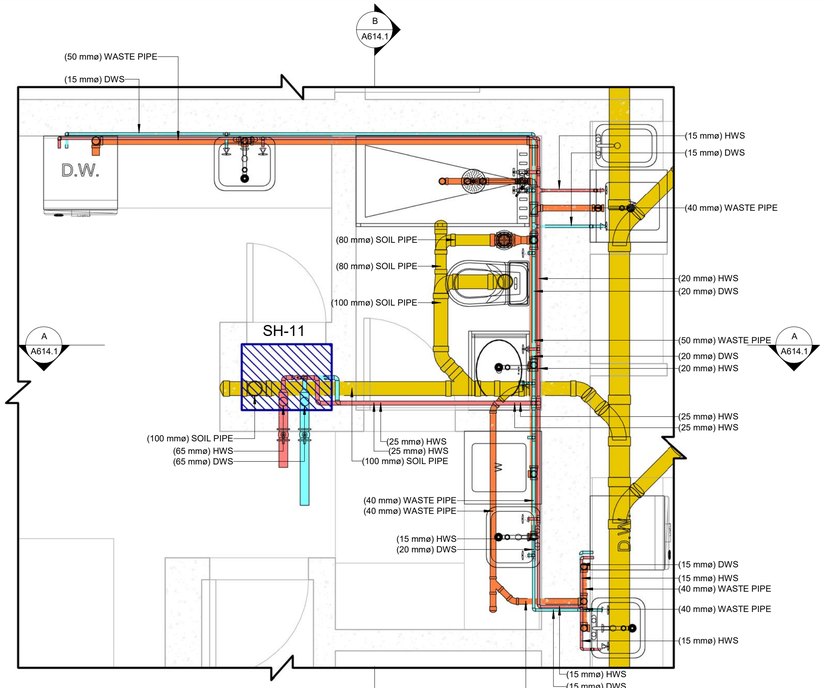

1 GF_SH-11
1 : 25

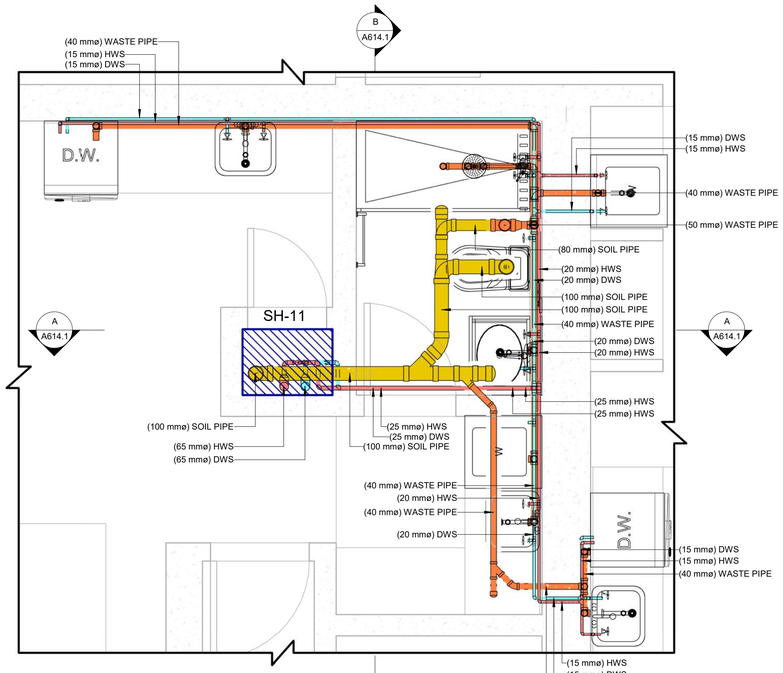

2 FF_SH-11
1 : 25

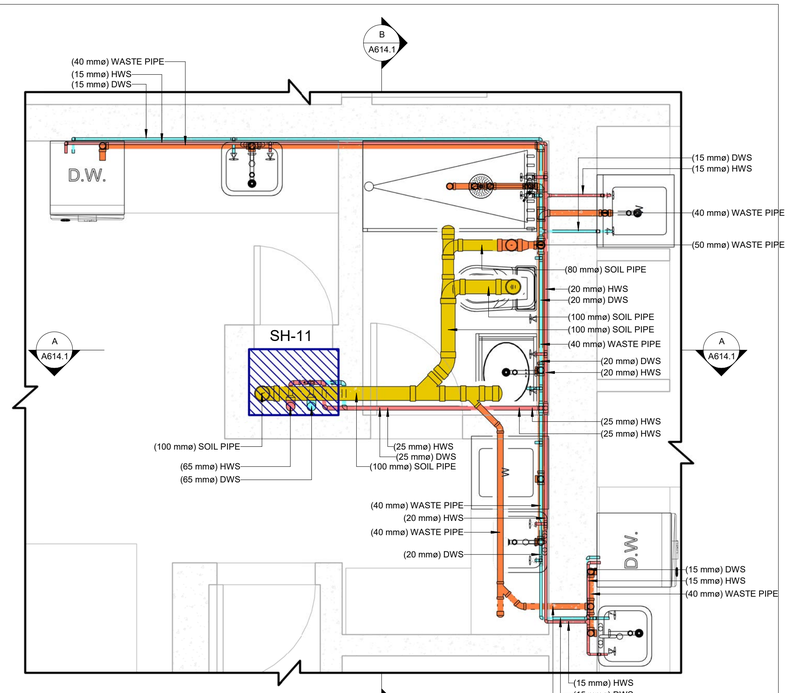

3 SF_SH-11
1 : 25

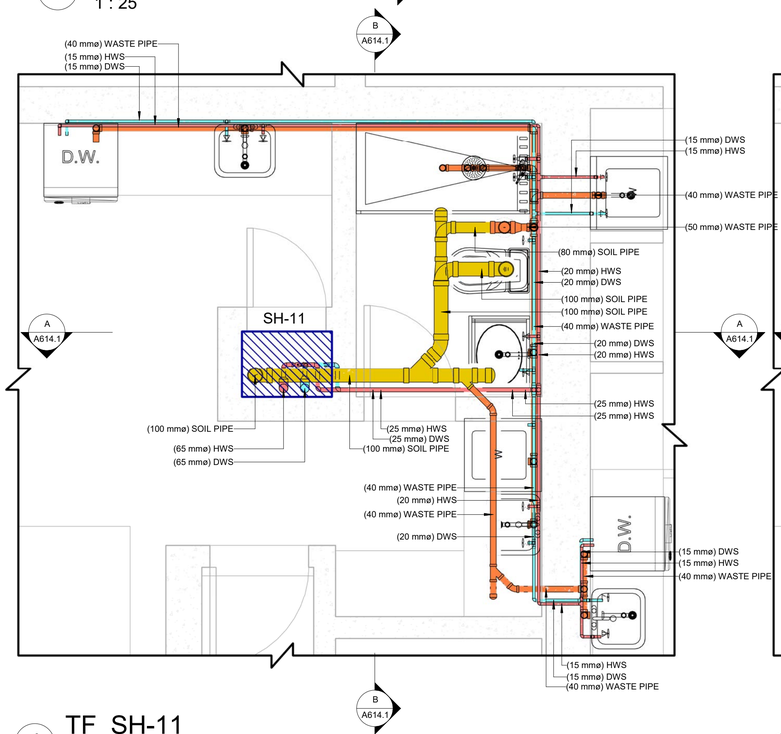

4 TF_SH-11
1 : 25

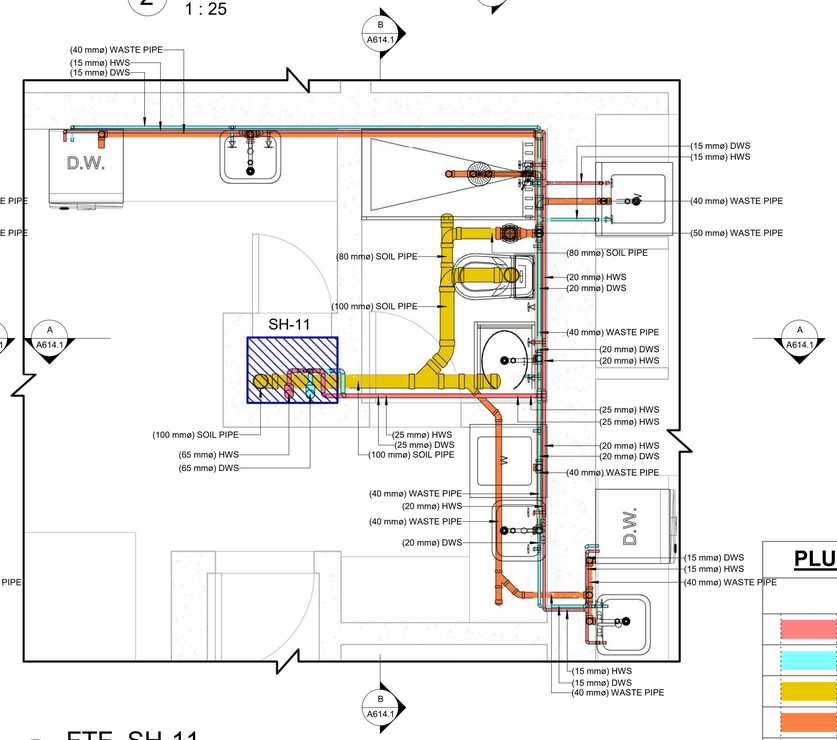

5 FTF_SH-11
1 : 25

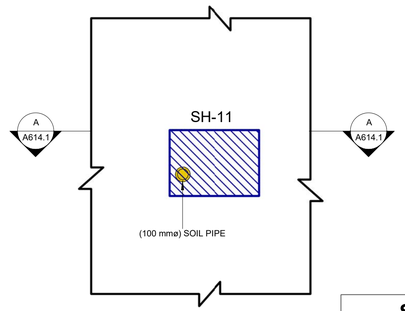

6 TERF_SH-11
1 : 25

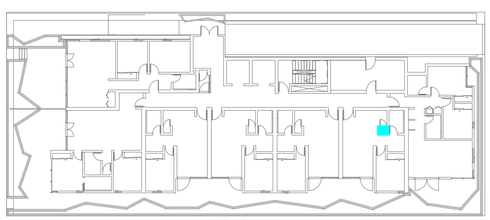

KEY PLAN

PLUMBING COLOUR LEGEND	PIPE SIZES
Domestic Hot Water Supply (HWS)	15Ø, 20Ø, 25Ø, 32Ø, 40Ø, 50Ø, 65Ø.
Domestic Cold Water Supply (DWS)	15Ø, 20Ø, 25Ø, 32Ø, 40Ø, 50Ø, 65Ø.
Soil Pipe	100Ø, 150Ø.
Waste Pipe	40Ø, 50Ø, 80Ø.
Strome Water Pipe	80Ø, 100Ø.
HVAC Drain Pipe	20Ø.
HVAC Supply Pipe	10Ø.
HVAC Supply Gas Pipe	15Ø.
Fire Protection Wet	25Ø, 32Ø, 40Ø,100Ø.
FIRE HYDRANT	50Ø, 100Ø.
Fire Drain	80Ø, 100Ø.

SHAFT LEGEND	
SH	PLUMBING SHAFT
GF	GROUND FLOOR LEVEL
FF	FIRST FLOOR LEVEL
SF	SECOND FLOOR LEVEL
TF	THIRD FLOOR LEVEL
FTF	FORTH FLOOR LEVEL
TERF	TERRACE FLOOR LEVEL

SH-11

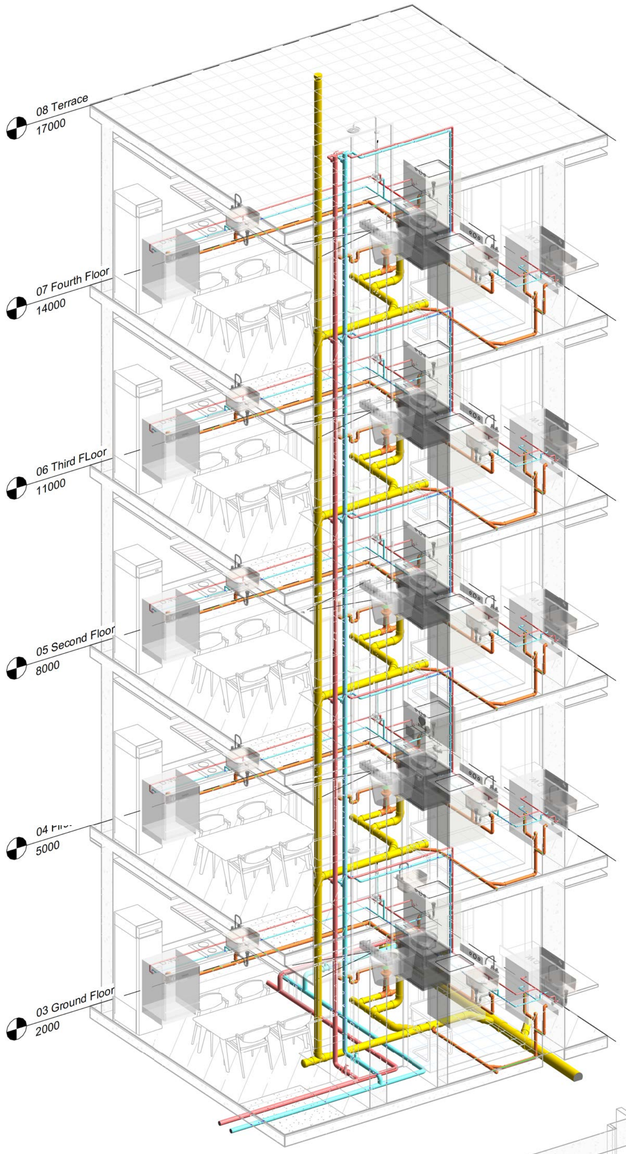

1 SH-11 3D VIEW

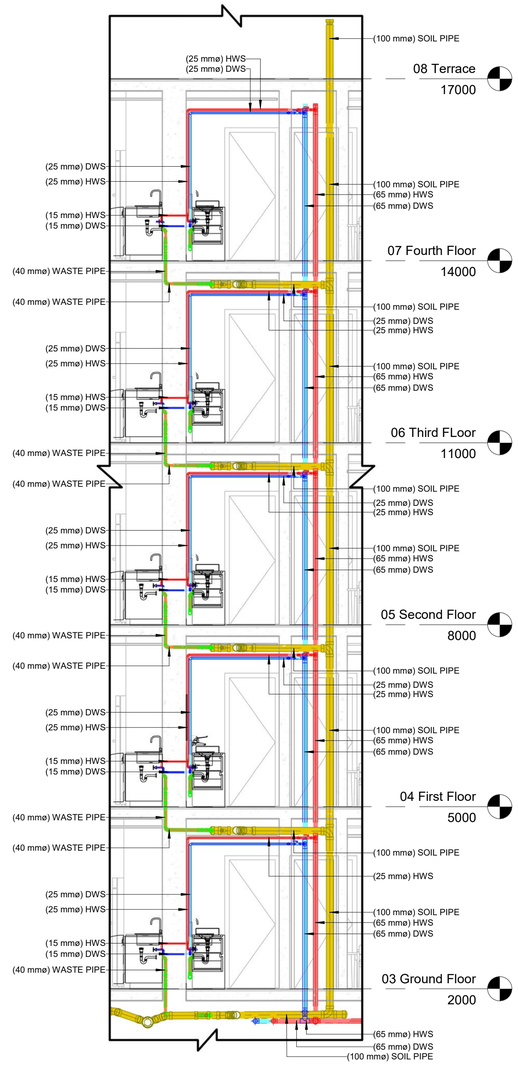

A SECTION A (SH-11)
1 : 50

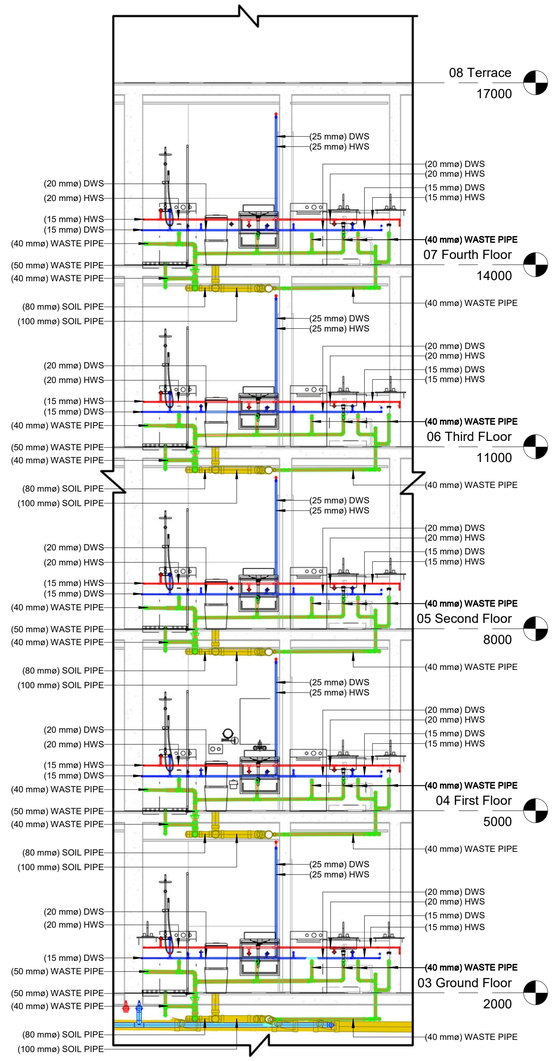

B SECTION B (SH-11)
1 : 50

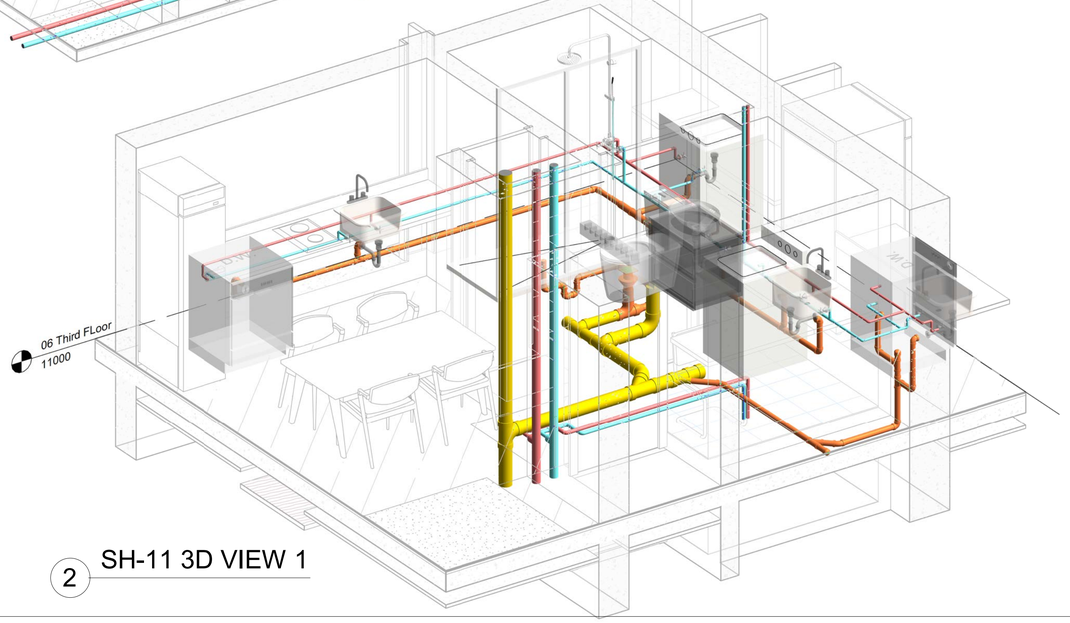

2 SH-11 3D VIEW 1

PLUMBING COLOUR LEGEND		PIPE SIZES
	Domestic Hot Water Supply (HWS)	15Ø, 20Ø, 25Ø, 32Ø, 40Ø, 50Ø, 65Ø.
	Domestic Cold Water Supply (DWS)	15Ø, 20Ø, 25Ø, 32Ø, 40Ø, 50Ø, 65Ø.
	Soil Pipe	100Ø, 150Ø.
	Waste Pipe	40Ø, 50Ø, 80Ø.
	Strome Water Pipe	80Ø, 100Ø.
	HVAC Drain Pipe	20Ø.
	HVAC Supply Pipe	10Ø.
	HVAC Supply Gas Pipe	15Ø.
	Fire Protection Wet	25Ø, 32Ø, 40Ø,100Ø.
	FIRE HYDRANT	50Ø, 100Ø.
	Fire Drain	80Ø, 100Ø.

SHAFT LEGEND	
SH	PLUMBING SHAFT
GF	GROUND FLOOR LEVEL
FF	FIRST FLOOR LEVEL
SF	SECOND FLOOR LEVEL
TF	THIRD FLOOR LEVEL
FTF	FORTH FLOOR LEVEL
TERF	TERRACE FLOOR LEVEL

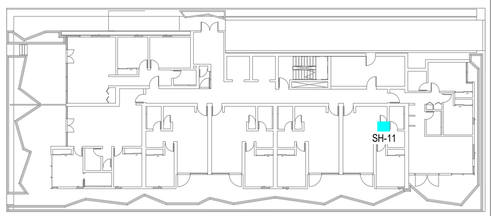

KEY PLAN

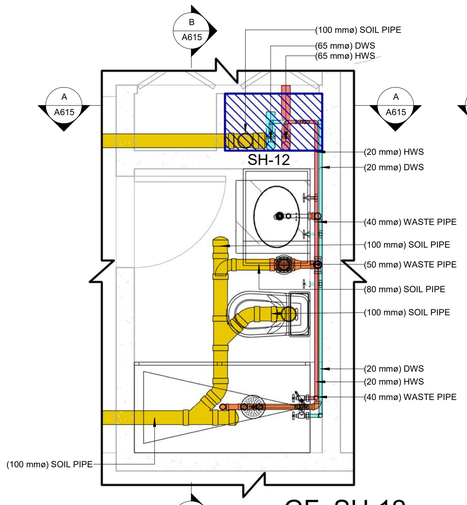

1 GF_SH-12
1 : 25

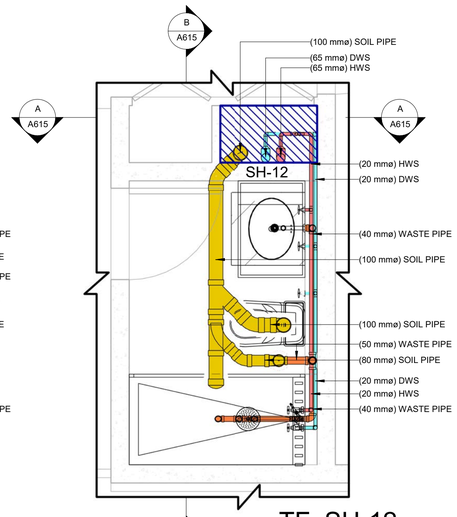

4 TF_SH-12
1 : 25

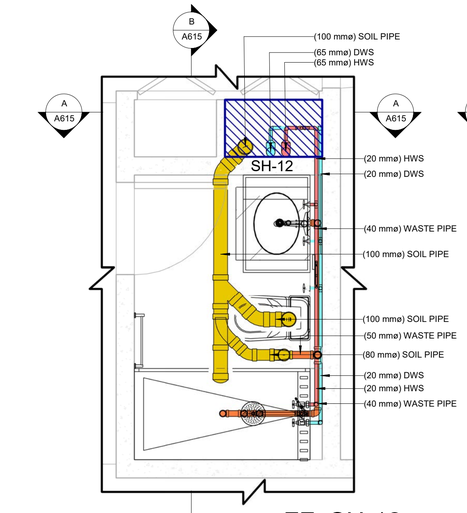

2 FF_SH-12
1 : 25

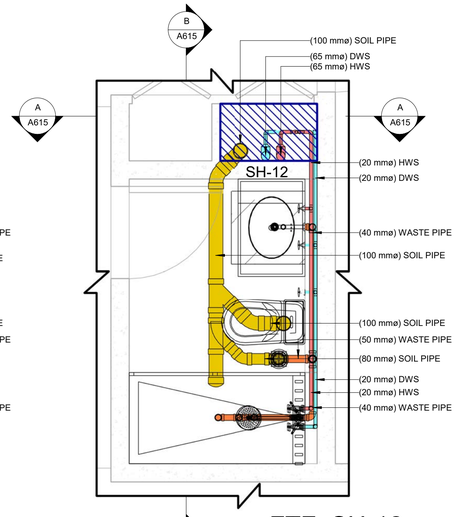

5 FTF_SH-12
1 : 25

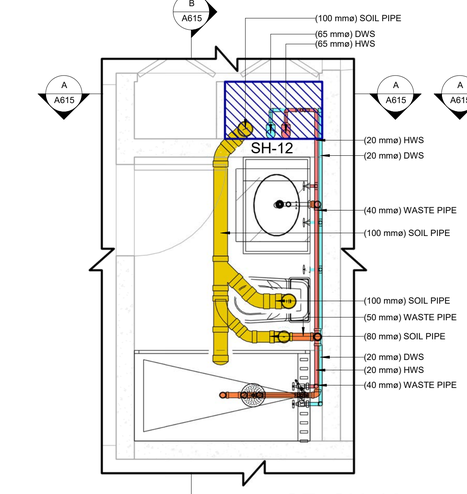

3 SF_SH-12
1 : 25

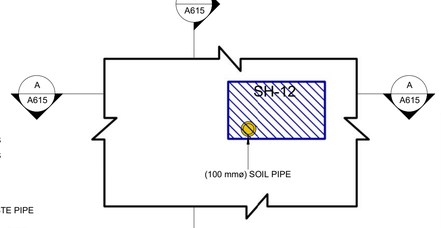

6 TERF_SH-12
1 : 25

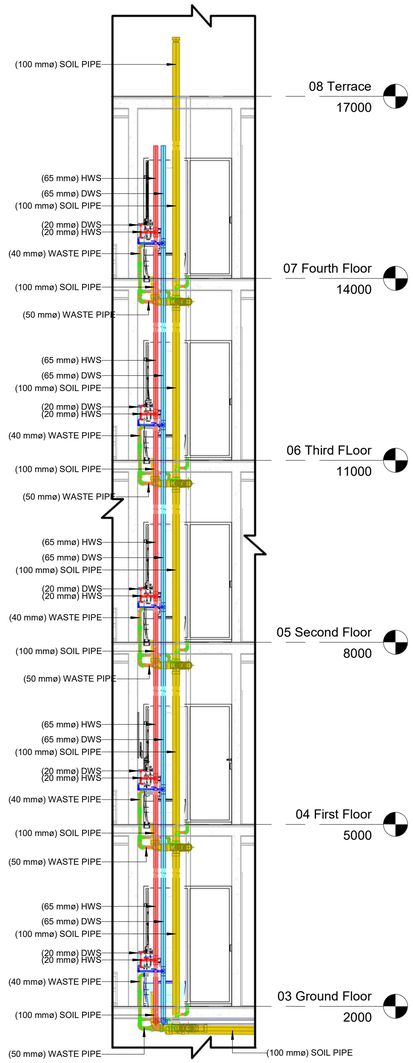

A SECTION A (SH-12)
1 : 50

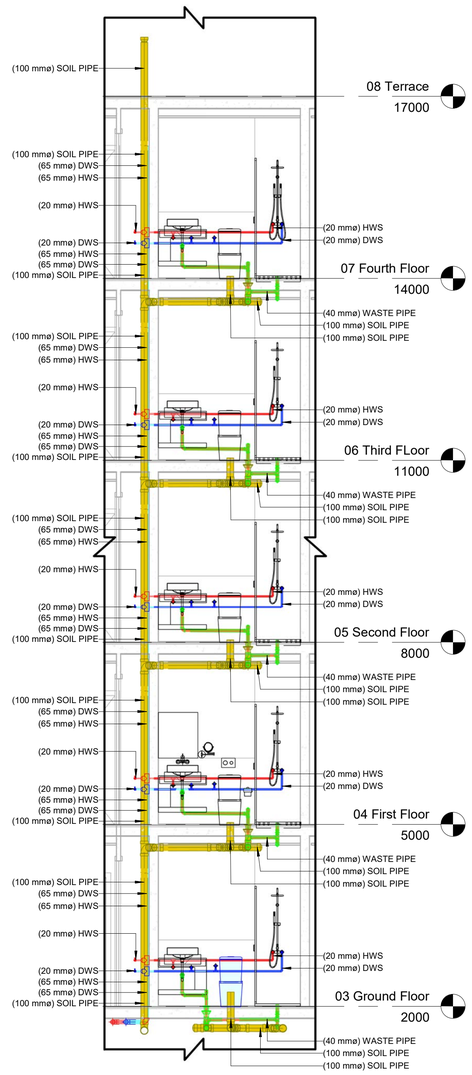

B SECTION B (SH-12)
1 : 50

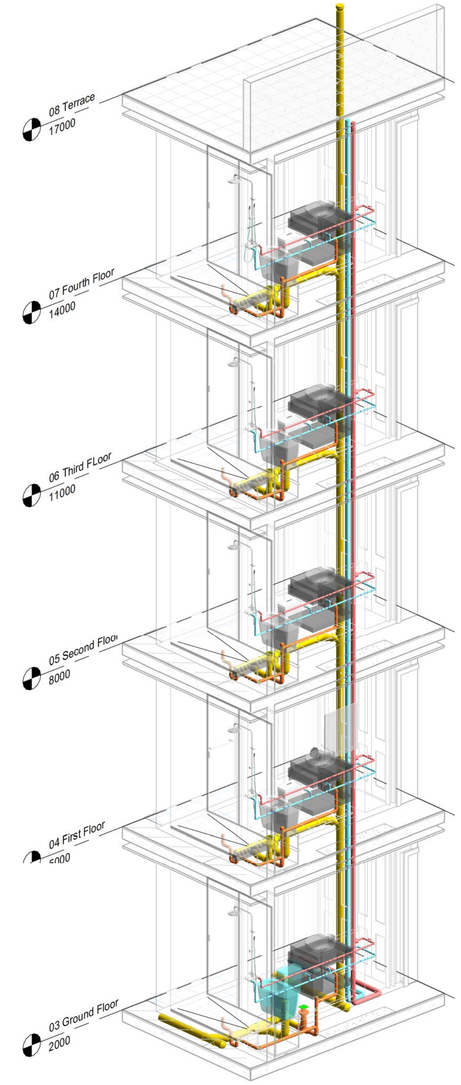

7 SH-12 3D VIEW

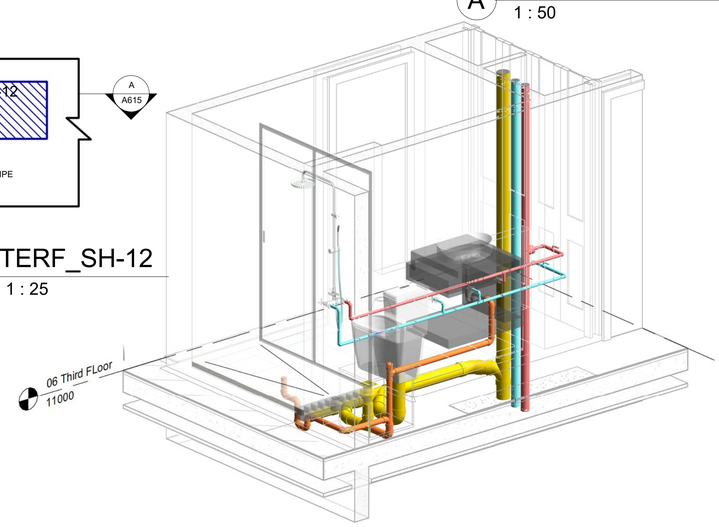

8 SH-12 3D VIEW 1

SHAFT LEGEND

SH	PLUMBING SHAFT
GF	GROUND FLOOR LEVEL
FF	FIRST FLOOR LEVEL
SF	SECOND FLOOR LEVEL
TF	THIRD FLOOR LEVEL
FTF	FORTH FLOOR LEVEL
TERF	TERRACE FLOOR LEVEL

PLUMBING COLOUR LEGEND	PIPE SIZES
Domestic Hot Water Supply (HWS)	15Ø, 20Ø, 25Ø, 32Ø, 40Ø, 50Ø, 65Ø.
Domestic Cold Water Supply (DWS)	15Ø, 20Ø, 25Ø, 32Ø, 40Ø, 50Ø, 65Ø.
Soil Pipe	100Ø, 150Ø.
Waste Pipe	40Ø, 50Ø, 80Ø.
Strome Water Pipe	80Ø, 100Ø.
HVAC Drain Pipe	20Ø.
HVAC Supply Pipe	10Ø.
HVAC Supply Gas Pipe	15Ø.
Fire Protection Wet	25Ø, 32Ø, 40Ø,100Ø.
FIRE HYDRANT	50Ø, 100Ø.
Fire Drain	80Ø, 100Ø.

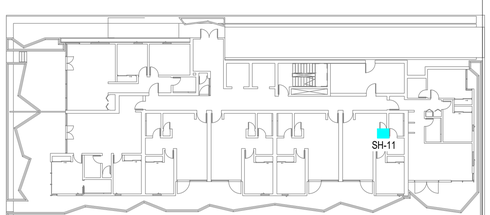

KEY PLAN

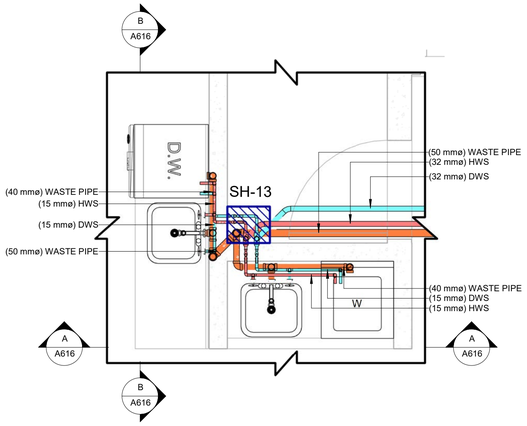

1 TF_SH-13
1 : 25

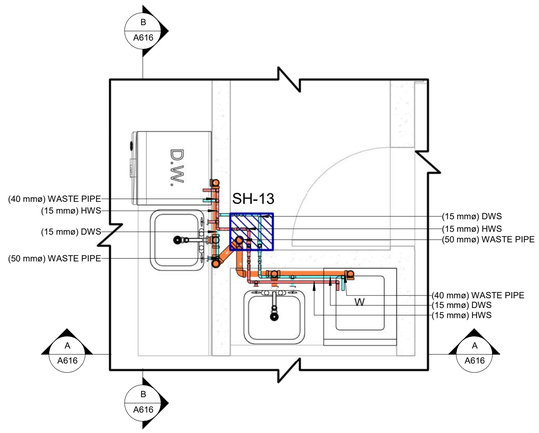

2 FTF_SH-13
1 : 25

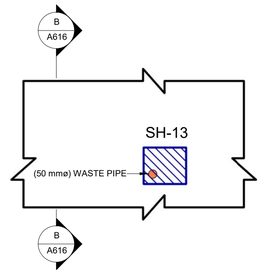

3 TERF_SH-13
1 : 25

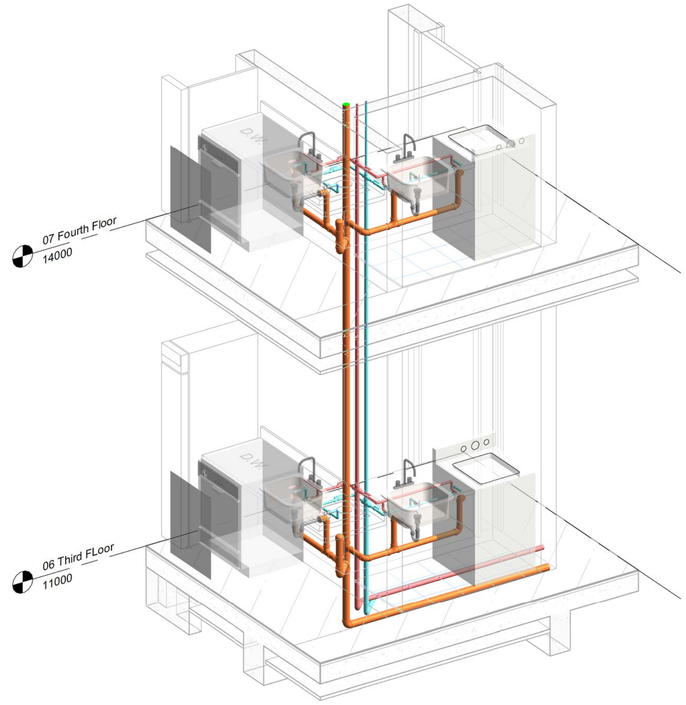

5 SH-13 3D VIEW 1

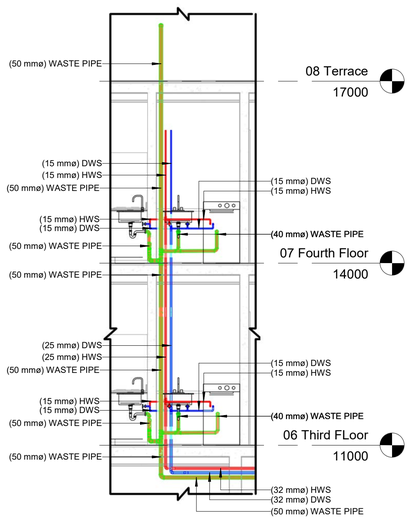

A SECTION A (SH-13)
1 : 50

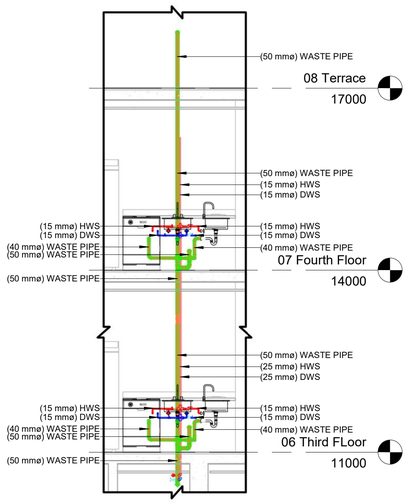

B SECTION B (SH-13)
1 : 50

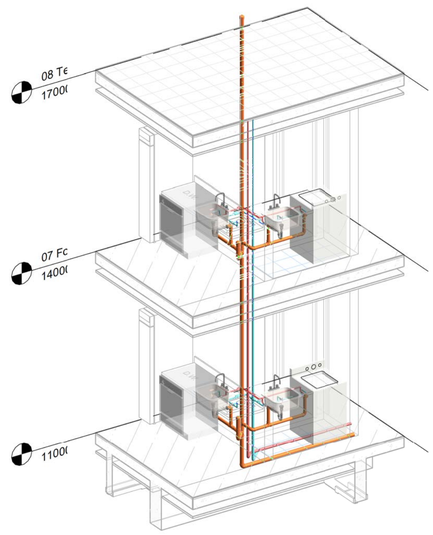

4 SH-13 3D VIEW

PLUMBING COLOUR LEGEND / PIPE SIZES

		PIPE SIZES
	Domestic Hot Water Supply (HWS)	15Ø, 20Ø, 25Ø, 32Ø, 40Ø, 50Ø, 65Ø.
	Domestic Cold Water Supply (DWS)	15Ø, 20Ø, 25Ø, 32Ø, 40Ø, 50Ø, 65Ø.
	Soil Pipe	100Ø, 150Ø.
	Waste Pipe	40Ø, 50Ø, 80Ø.
	Strome Water Pipe	80Ø, 100Ø.
	HVAC Drain Pipe	20Ø.
	HVAC Supply Pipe	10Ø.
	HVAC Supply Gas Pipe	15Ø.
	Fire Protection Wet	25Ø, 32Ø, 40Ø,100Ø.
	FIRE HYDRANT	50Ø, 100Ø.
	Fire Drain	80Ø, 100Ø.

SHAFT LEGEND

SH	PLUMBING SHAFT
GF	GROUND FLOOR LEVEL
FF	FIRST FLOOR LEVEL
SF	SECOND FLOOR LEVEL
TF	THIRD FLOOR LEVEL
FTF	FORTH FLOOR LEVEL
TERF	TERRACE FLOOR LEVEL

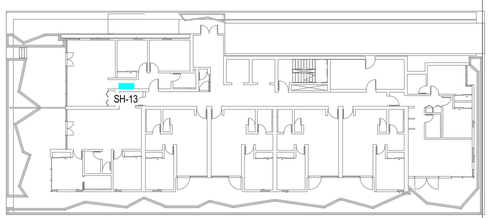

KEY PLAN